

Insight Report

The Net-Zero Challenge: Fast-Forward to Decisive Climate Action

In collaboration with Boston Consulting Group

January 2020



World Economic Forum
91-93 route de la Capite
CH-1223 Cologny/Geneva
Switzerland
Tel.: +41 (0)22 869 1212
Fax: +41 (0)22 786 2744
Email: contact@weforum.org
www.weforum.org

© 2020 World Economic Forum. All rights reserved. No part of this publication may be reproduced or transmitted in any form or by any means, including photocopying and recording, or by any information storage and retrieval system.

Contents

Foreword	4
Executive summary	5
1. The world needs to get to net zero, yet emissions continue to rise	6
2. Companies and investors should accelerate individual action – in their own interest	12
3. Ecosystem actions can help overcome barriers to transform	20
4. A call for unilateral government regulation	23
5. Individuals need to lead the change as consumers, voters and leaders	28
6. The way forward: An action plan for all stakeholders	29
Methodology	31
Contributors	32
References	34
Endnotes	35

Foreword



Patrick Herhold
Managing Director
and Partner,
Centre for Climate
Action, Boston
Consulting Group



Emily Farnworth
Head of Climate
Change Initiatives,
World Economic
Forum

Four years after world leaders met in Paris to agree on the historic Paris Climate Agreement, it is time to take an honest look at the progress on global climate action to date.

This World Economic Forum and Boston Consulting Group report examines what corporations, governments and civil society have achieved since the accord was drafted in 2015 and assesses the current state of global climate action. This full report, *The Net-Zero Challenge: Fast-Forward to Decisive Climate Action*, follows “The Net-Zero Challenge: Global Climate Action at a Crossroads” Briefing Paper published in December 2019.

The findings for this report are based on quantitative and qualitative assessments of governments, corporations, investors and societies. We conducted interviews with 13 climate experts and 24 CEOs and executives of leading companies across all sectors – from energy and industrial firms with high direct emissions, to technology, service and consumer businesses with significant influence over the emissions of their supply chains and products. We analysed corporate data from CDP, a non-governmental organization that collates voluntary emissions disclosures from nearly 7,000 large companies, monitors global emissions and assesses policy frameworks from governments. Our analysis was supplemented with additional research from the Energy Transitions Commission (*Mission Possible*), International Energy Agency, Intergovernmental Panel on Climate Change, United Nations Environment Programme, Climate Action Tracker and World Resources Institute, as well as previous work by Boston Consulting Group.

At this year’s World Economic Forum Annual Meeting in Davos-Klosters, climate change is high on the agenda. The year 2020 marks the fifth anniversary of the Paris Agreement, and there are high expectations that the 26th UN Conference of the Parties (COP26) in 2020 will deliver a meaningful international response to the climate crisis. With this crucial milestone ahead, we have an opportunity to build a strong, unified call for accelerated action among business and government leaders.

We must turn the trajectory of greenhouse gas emissions around to ensure that global warming stays within safe limits. While the risks of inaction are mounting, it is still possible to prevent the worst effects of global warming. The costs of abatement are falling and the technological solutions needed to decarbonize our economies are available.

It is within everyone’s power and responsibility to act. This report aims to help clarify the path ahead and encourage the decisive acceleration of climate action.

Executive summary

In 2015, world leaders met in Paris and agreed to limit a global temperature rise by the end of the century to well below 2°C and to pursue efforts to limit the temperature increase even further to 1.5°C. In the past decade, however, emissions have continued to increase at a rate of 1.5% per annum. A reduction of approximately 3-6% per annum between now and 2030 is needed to limit global warming to 1.5-2°C.¹

Progress on climate action to date has been limited. On the government side, while 121 countries have now committed to be carbon neutral by 2050,² they account for less than 25% of emissions. None of these countries are among the top five emitters, and few, in spite of the commitment, have enacted policies that are robust enough to produce the desired effects. On the corporate side, only a minority of companies fully disclose their emissions. Even fewer have emissions targets or are in the process of making reductions in line with the Paris Agreement trajectory.³ And while investors have begun to recognize the importance of assessing climate-related risks, liabilities and opportunities, much of their day-to-day decision-making continues to be dominated by an emphasis on short-term performance. In light of this global inertia, public pressure and global activism have surged in recent years, especially among the youth and in Western countries. However, public education on the threat of climate change and related climate action is still insufficient to make this a global phenomenon.

Since progress in international negotiations is disappointing, corporations and governments need to move unilaterally. The world needs cohesive and swift global policy action – and progress is urgently needed at the Annual Meeting in Davos-Klosters and the COP26 this year. But with the slow pace of international climate negotiations to date and the complex political context, the reality is that a global consensus will very likely not be established soon enough to counter the crisis. Individual governments and corporations can and should move ahead with unilateral initiatives; it is about realizing savings from efficiency improvements, managing risks, pursuing new opportunities and maintaining the long-term licence to operate. While no single actor can halt global warming alone, efforts by leading industrial nations or large corporations can have a multiplier effect.

Corporations can accelerate individual action and commit to meaningful short- and long-term reductions. Companies in all sectors can do much more to reduce the emission intensity of their business and supply chains through measures that cost them little or nothing, and can offset residual emissions. All should actively monitor and manage their climate-related risks and increase their efforts to achieve a 1.5-2°C world (for example, with internal carbon pricing), anticipating a future with more stringent policies and greater societal mobilization. Most can develop new business models that contribute to achieving a low-carbon economy and capitalize on the new value pools for “green” products and services.

Ecosystem actions can overcome barriers, through collaborations along value chains or with industry peers. It will take a joint effort to overcome existing transformation barriers in sectors where decarbonization costs are too high for individual companies to bear alone. Through cooperation in coalitions, companies can share the risks of technology development and coordinate related investments in the development of low-carbon solutions. They can generate a demand signal through joint commitments or standards, and set up self-regulating bodies in areas where government policies fall short.

Investor action can enable transparency and support long-term decarbonization plans. Investors can coordinate to define and apply standards for disclosure and reporting. Such efforts can encourage companies to address their climate-related risks. Even more importantly, investors can increase scrutiny on long-term climate risks and opportunities, and encourage asset managers to set long-term targets and strategies towards net-zero emissions.

Governments can unilaterally enact national regulation to reduce emissions immediately. Many countries can benefit economically from carbon abatement investments. To deliver on the net-zero ambition, they would need to enact ambitious policy frameworks that include a meaningful price on greenhouse gas emissions. However, while carbon pricing is regarded as an effective and necessary lever, it is unlikely to be sufficient. For one thing, abatement costs differ widely across sectors, which implies that carbon prices incentivize some sectors to move earlier than others – while practically all sectors would need to start abating today. Alongside carbon pricing, sector-specific regulations and incentives would promote remedies such as a switch from fossil fuels to renewable energies, electric mobility, efficiency, green building standards – supported by accelerated innovation. As long as the world as a whole is moving slowly, national efforts will also require measures to protect emission-intensive industries from high-carbon, low-cost competition, through mechanisms like cross-border carbon taxes and low-carbon product standards.

Individuals need to drive climate action in their roles as consumers, voters, leaders and activists. The transition to a net-zero economy will be a transformational shift for all of society. Individuals have to take the lead in inciting governments, businesses and every part of society to move.

The world is at a crossroads: We must fast-forward to decisive and cohesive action. The coming decade will determine whether humanity retains a fighting chance to limit warming to 1.5°C or even 2°C. The later action is taken, the more dire our position will become. The technologies for a low-carbon transformation are largely available, the barriers to action are vastly overstated and the consequences of inaction are well known. Climate action is still too often perceived as a cost or a trade-off with other priorities. In light of the facts, it should be viewed as an opportunity for businesses, countries and individuals to create an advantage in building a better, more sustainable world.

1. The world needs to get to net zero, yet emissions continue to rise

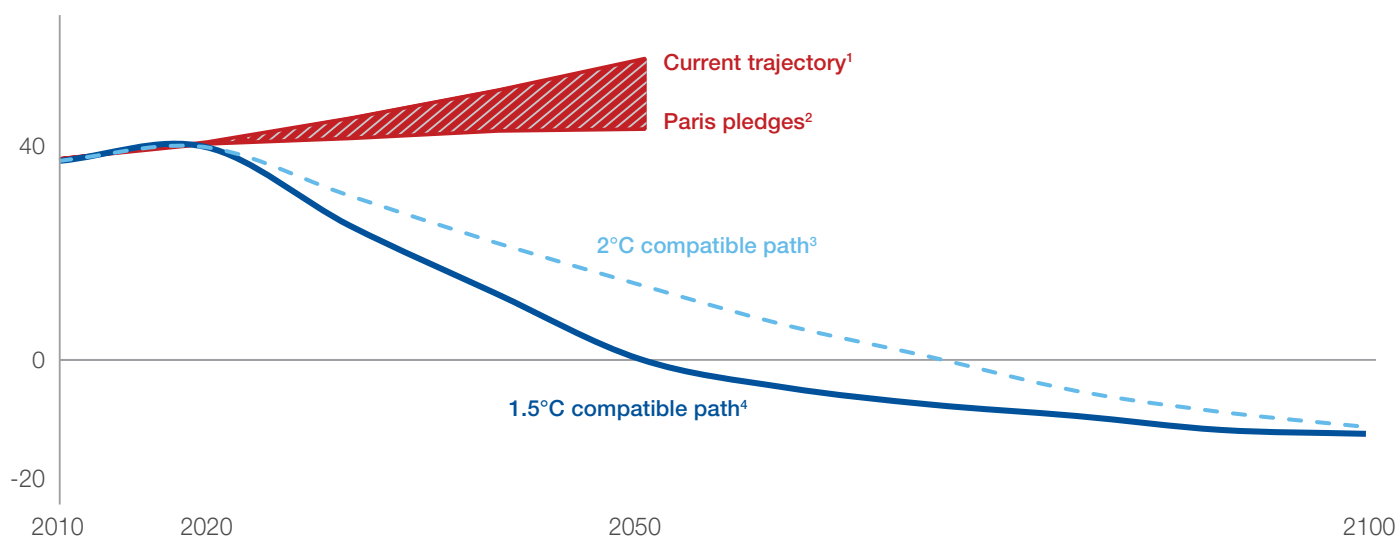
The UN Environment Programme's *Emissions Gap Report 2019* found that global greenhouse gas (GHG) emissions, including from land-use changes such as deforestation, hit a new high of 55.3 gigatonnes (Gt) of CO₂ equivalent in 2018.⁴ Despite commitments from individual governments and companies over the past decade, emissions have risen by 1.5% per year. Should this pattern continue, the world is projected to warm by 3°C to 5°C by 2100, with catastrophic effects on human civilization.

According to the Intergovernmental Panel on Climate Change (IPCC), limiting global warming to 1.5°C requires net human-caused carbon dioxide (CO₂) emissions to fall by 45% by 2030 and to reach net zero by 2050⁵ (see Figure 1). Even limiting the temperature rise to 2°C will require CO₂ emissions to fall by 25% by 2030, requiring a turnaround of the present trend.

Figure 1: The world needs to move to “net zero”, 2010-2100

Global net CO₂ emissions pathways

Gt per year



1. Assumes CO₂ emissions grow from 2018 to 2050 at the same rate as the Current Policies Scenario in UNEP's *Emissions Gap Report 2019* (1.1% compound annual growth rate); 2. Assumes countries decarbonize beyond the same annual rate that was required to achieve their INDCs between 2020 and 2030; 3. Assumes a 25% reduction by 2030 and net zero by 2070; 4. Assumes a 45% reduction by 2030 and net zero by 2050.

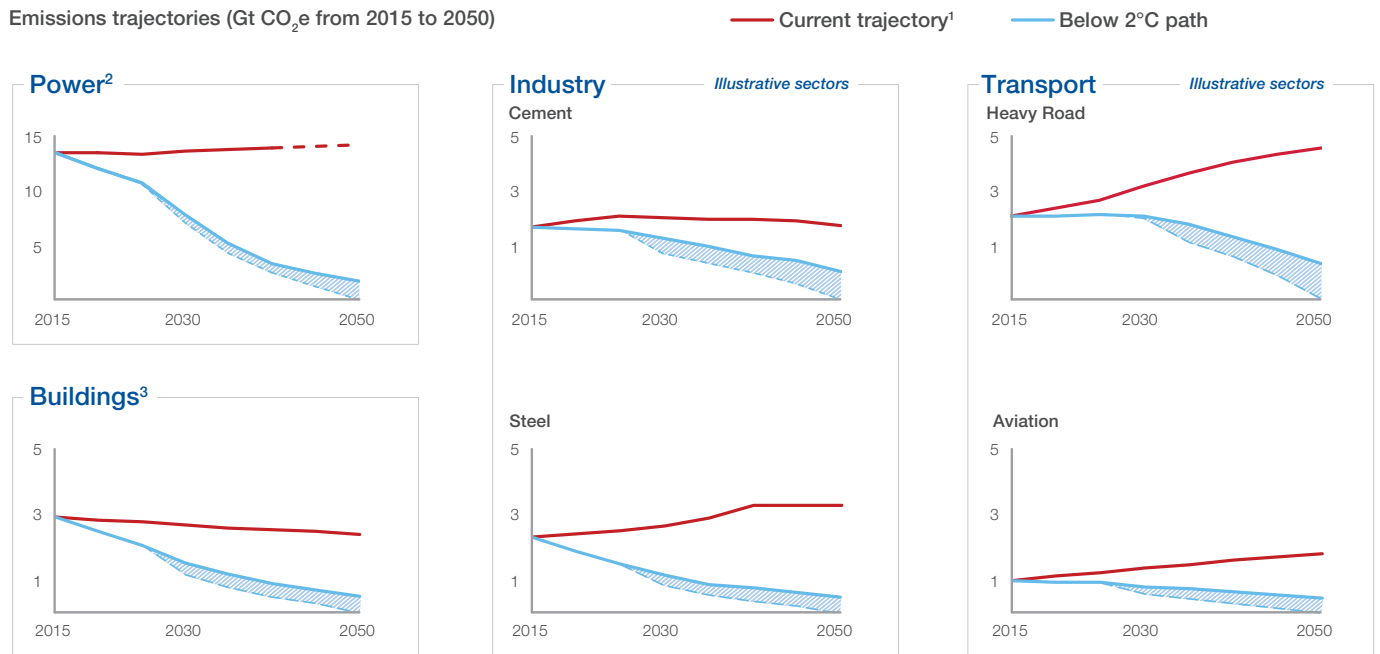
Note: Other GHG emissions are also to be reduced by more than 50% in pathways limiting global warming to 1.5°C.

Sources: IPCC; UNEP, *Emissions Gap Report 2019*; BCG analysis

Globally, emissions are stagnating or rising in all major economic sectors. Based on today's policies, this dynamic is not forecast to change over the next 10 to 20 years (see Figure 2). For example:

1. Demand for energy continues to increase – and hydrocarbons are meeting much of the demand. Global energy demand rose by 2.3% in 2018 and is expected to continue to grow by more than 25% between now and 2040.⁶ A large part of the energy consumption is coming from emerging economies that are investing in carbon-heavy projects to boost economic growth.
2. Volume growth in emission-intensive industry sectors is projected to continue, for example in cement (growth of 30% by 2040) and steel (growth of 10-15% by 2040). These sectors have few low-carbon alternatives, and those that exist are costly. The demand for plastics, another high-emission industry with limited economically viable low-carbon production alternatives, could increase by up to 150% by mid-century.⁷
3. Hard-to-abate transportation sectors are also still growing considerably. By 2050, freight demand is expected to triple, and demand in aviation will likely more than double.⁸

Figure 2: Major turnaround in emissions trajectories is needed across all sectors, 2015-2050



1. IEA Reference Technology Scenario; 2. IEA Current Policies Scenario only estimates emissions to 2040 – From 2040 to 2050, same compound annual growth rate assumed for each trajectory as from 2020 to 2040; 3. Buildings includes heat, electricity and cooking.

Sources: IEA, *Tracking Clean Energy Progress*; BCG analysis

A major turnaround in emissions trajectories is needed in all sectors to limit the rise in surface temperatures. The world needs to achieve a net-zero emissions level in order to prevent catastrophic climate change effects.

Governments: Commitments and policies are dramatically insufficient

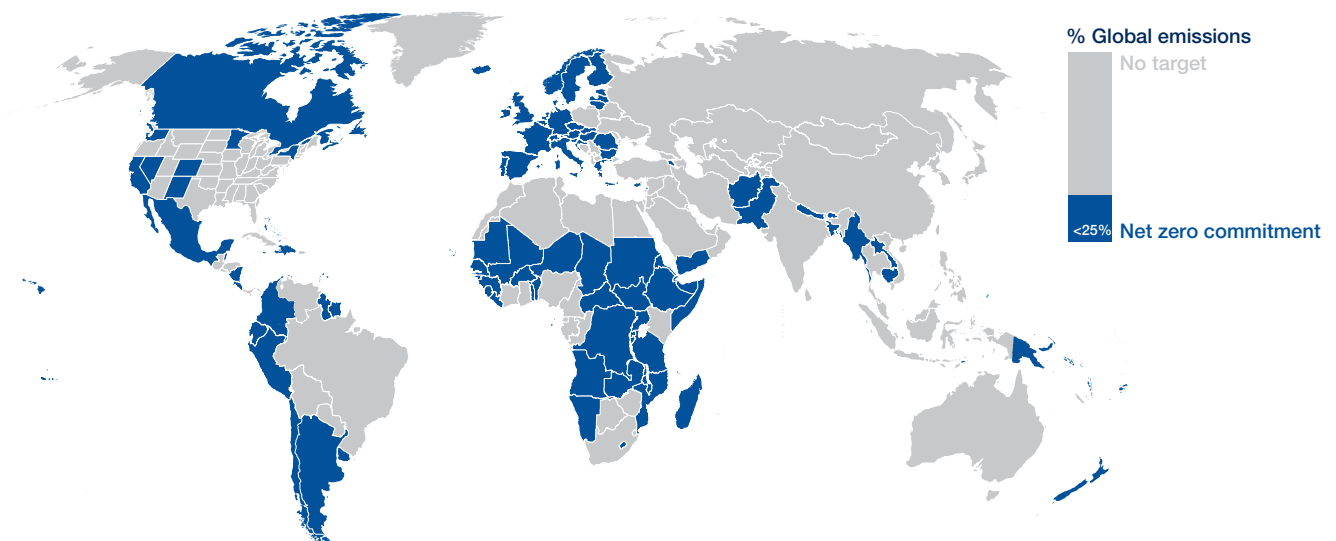
Before COP25, only 67 of the UN's 193 member states had a net-zero ambition in place. The number has now increased to 121,⁹ showing signs of progress. However,

between them, these countries account for less than 25% of global emissions (see Figure 3).

Many of the world's largest CO₂ emitters, in particular, are not doing enough to address the problem. China, which is responsible for a quarter of current global emissions, has reportedly resumed construction of the world's largest pipeline of new coal power plants. In the United States, which is responsible for the planet's largest share of accumulated atmospheric CO₂, senior government officials are openly denying climate science and backtracking on previous regulations and international commitments, including the country's commitment to the Paris Agreement.¹⁰

Figure 3: Few countries have a net-zero ambition to date

121 countries are now aiming to be carbon neutral, but these account for less than 25% of emissions



Note: 8 US States - California, New York, Hawaii, Washington, New Mexico, Nevada, Colorado, Minnesota (Washington, New Mexico, Colorado, Minnesota & Nevada committed to 0 carbon energy).

Sources: COP25; CAIT data from World Resources Institute and Eurostat; BCG analysis

Even the front runners are off track. Of the 121 countries with net-zero goals, only seven have actually broken this target down into intermediate sector-level targets and roadmaps, and have policies in place that could realistically trigger the reductions.¹¹ Although these seven help point the way for others, their combined GHG emissions account for less than 2% of the world's total (see Figure 4).

Nordic countries have been among the few to take truly decisive steps, supported by favourable public opinion and social contexts. For example, Sweden's climate act of 2018 enforces annual reporting, sets targets at 1.5°C or below and calls for forceful climate policy through the country's dedicated Climate Policy Council.¹² Sweden has set the highest carbon tax in the world, at €114 per tonne,¹³ is engaging industry in sector-specific dialogue to create meaningful policies and has invested heavily in R&D and new technology pilots,¹⁴ along with climate-resilient development projects through the UN Green Climate Fund.¹⁵

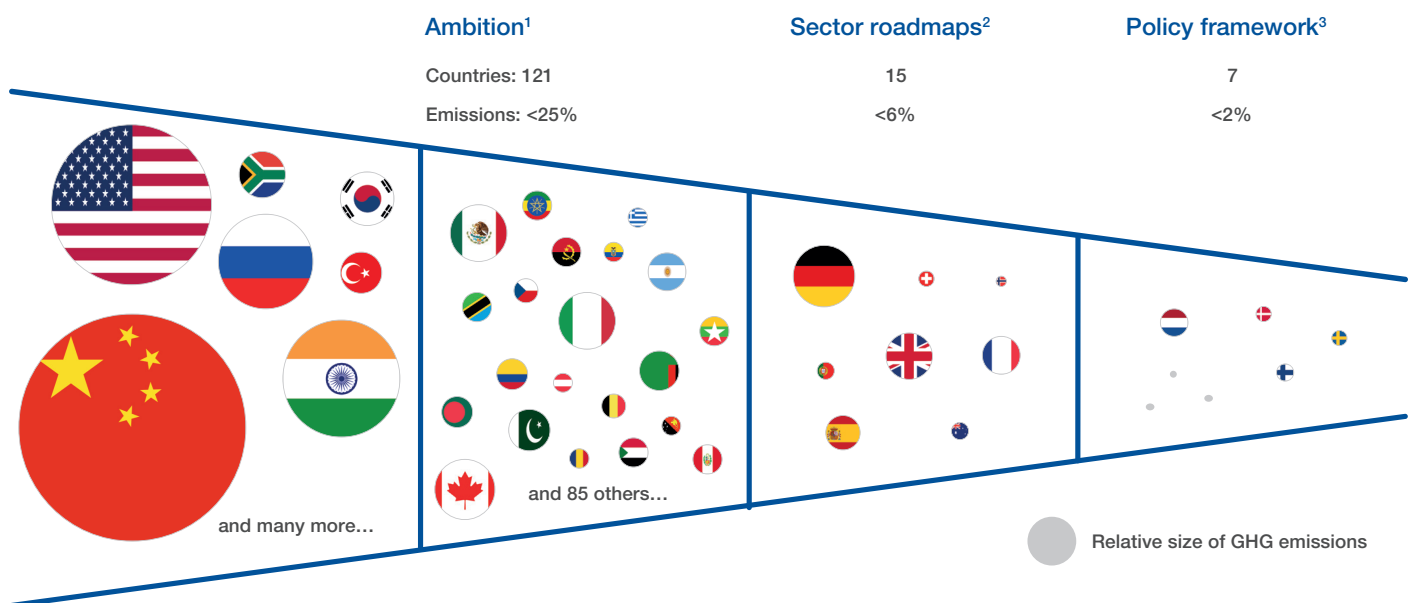
The Netherlands has also taken decisive steps, putting in place a Climate Agenda¹⁶ and ambitious targets for renewables, reinforced by subsidies and biofuel mandates. The country has regulations on new building energy performance and aims to phase out gas boilers by 2050, supported by tax breaks and subsidies. Industrial sectors are also subject to energy efficiency and best available technique (BAT) standards.¹⁷

A number of emerging economies, too, are starting to set ambitious renewable targets, even if they do not yet have a full carbon-neutrality plan. India is currently implementing the largest renewable power programme in the world – targeting 175 GW of installed capacity by 2022. Morocco has developed the world's largest concentrated solar farm, with the objective of making more than 50% of its electricity generation renewable in just 10 years.¹⁸

Regions and cities are also moving ahead. Around the world, 398 cities have joined the alliance to achieve net-zero CO₂ emissions by 2050,¹⁹ recognizing the benefits of the transition to a low-carbon society. Cities account for more than 70% of global energy-related CO₂ emissions and are therefore critical to delivering a climate safe future. Megacities under Deadline 2020,²⁰ as well as local cities under the Argentine Network of Municipalities – representing over 660 million people – are following a pathway that would deliver emission reductions consistent with 1.5°C.²¹ In the United States, eight states are now aiming for zero-carbon energy systems by 2050, including California.

Still, the vast majority of governments have held back from taking decisive action. Despite the positive business case for many countries to act, even if unilaterally,²² nations often have to overcome considerable barriers, whether perceived or real, including vested interests, polarized electorates and the fear of damaging economic competitiveness.

Figure 4: Only a few countries have a roadmap and robust policies to deliver net-zero ambition



1. Countries with a net-zero ambition; 2. Ambition translated into sector roadmaps with targets; 3. Targets supported by an effective policy framework.
 Note: Countries with emissions >40 million tonnes and those with emissions >75 million tonnes with a net-zero ambition are represented graphically by a flag.

Sources: Emissions data from CAIT (from the World Resources Institute) and Eurostat; Policy analysis by BCG, referencing the IMF, Climate Action tracker and government websites; BCG analysis

Corporations: Only a minority are taking the lead, but the group is growing

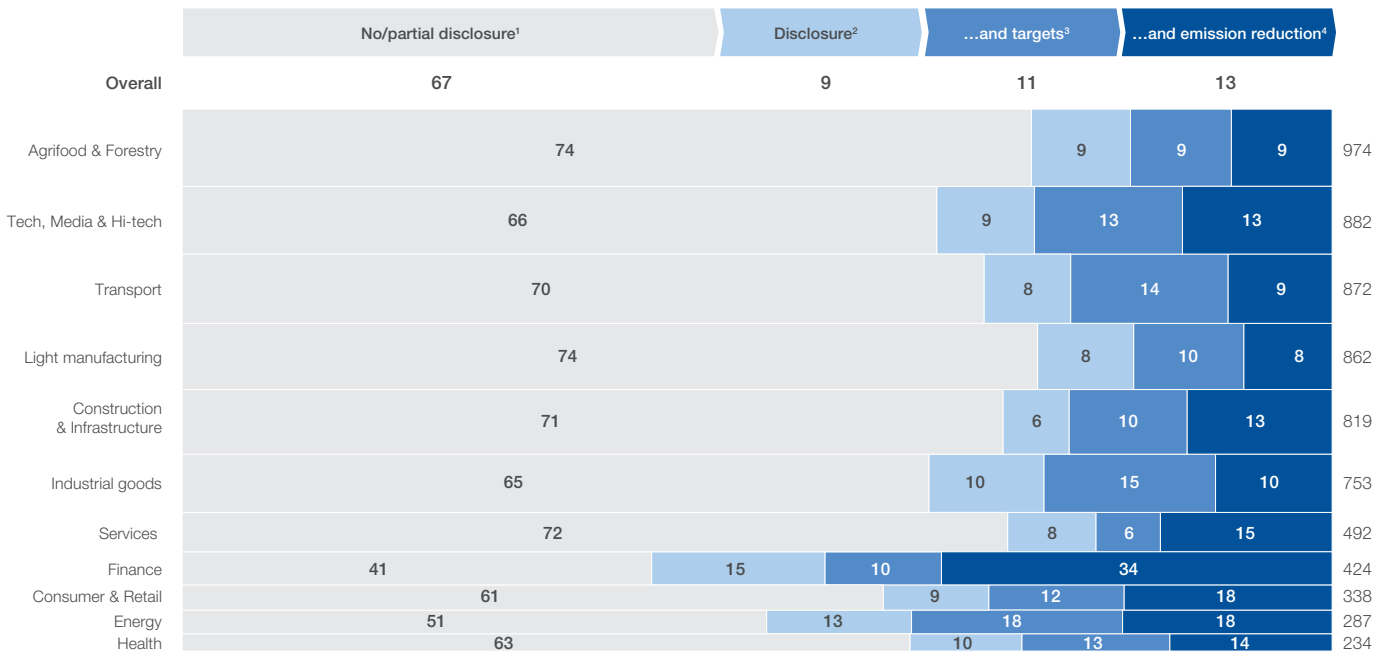
The apparent failure of governments to act increases the responsibility for corporations to fill the void. Recognizing the beneficial business case of taking action early, a number of companies have produced ambitious plans to decarbonize their operations and supply chains, thereby safeguarding future licences to operate, preparing for more demanding future regulation or developing innovative business models. More companies are disclosing their emissions and more are signing up to ambitious reduction targets:

- The Science Based Targets initiative, which recently surpassed 300 member companies
- The Business Ambition for 1.5°C pledge, which has reached 177 members²³
- Commitments, after COP25, of over 500 B Corps to reach net-zero emissions by 2030.²⁴

However, these examples constitute a minority, frequently driven by a CEO's personal convictions and intentions to secure an executive legacy, or by a particularly engaged workforce or investor group. Of the millions of corporations worldwide, only close to 7,000 disclosed climate-related data via CDP.²⁵ Of those that do report their numbers to CDP, only a third provide full disclosure, only a quarter set any type of emission reduction target, and only an eighth actually reduce their emissions year-on-year (see Figure 5).

Figure 5: Too few companies are acting decisively

% responses from 6,937 companies



1. Do not disclose/only disclose partial emissions data; 2. Say there is no facility/source of Scope 1 or 2 emissions excluded from disclosure; 3. Have any form of emission reduction target; 4. Have reduced emissions vs last year.

Note: >250m tonne and <100 tonne disclosures are excluded, as likely data errors.

Sources: CDP data (2018); BCG analysis

And even where companies do report targets, most still fall below the requirements set in the Paris Agreement. Around 65% of all company targets reported to CDP are short term with an end date of no more than five years. On average, both short-term and long-term targets are about half of what would be needed for a 1.5°C world; short-term targets aim for minus 15% instead of minus 30%, while longer-term targets look for 50% reductions instead of carbon neutrality.²⁶

In addition, the lack of common reporting standards makes it hard to compare targets. Companies report very different base and end years. When they commit to targets, they might be referring to absolute emission reduction, emission intensity, renewable energy use, or any other measure, and the volume metrics they use are inconsistent. As a

result, to date no robust way of benchmarking corporate climate action exists even among industry peers. This lack of transparency makes it too easy for companies to display policies that are mostly window dressing instead of actually investing in meaningful emission reductions.

Companies are even less rigorous in tracking and addressing the indirect emissions produced by their value chains and products, known as Scope 3. Fewer than one in 10 companies reporting to CDP has a target on these emissions. However, given the potentially enormous leverage large companies have on supplier behaviour, recent announcements that such companies as Apple and Walmart will scrutinize supply chain emissions offer encouragement.



Climate change is the single greatest threat that humanity faces. Businesses that don't take climate action will be punished by their stakeholders as well as by the planet.



Alan Jope, Chief Executive Officer, Unilever, United Kingdom

Investors: Action on long-term climate risks and opportunities is still limited

Investors are in a unique position in the climate debate, given their short-term financial exposure to long-tail carbon-related risks. Corporations will feel the effects of global warming when their markets are disrupted or their assets are stranded, whether due to a climate-change-related disaster, regulatory changes, public pressure or legal action. But well before cataclysmic events become more common – as the general public and financial markets become more aware of climate-related risks to corporate balance sheets – investors are likely to see valuations decline.

To mitigate this risk, investors have started to put pressure on companies to better understand and disclose their carbon-related risks and develop resilience strategies – individually or through activist groups. For example, Climate Action 100+ has brought together a consortium of investors managing a total of \$35 trillion to push for disclosure and emission reductions in their portfolio companies.²⁷ Private equity firms are beginning to screen corporations for climate-related risks that could lower their value to potential buyers. The UN-convened Net-Zero Asset Owner Alliance has brought together investors managing a total of \$4 trillion in assets committed to transitioning their portfolios to net-zero emissions by 2050.²⁸ There has also been considerable growth in the appetite for green finance products. The issuance of sustainable debt in 2019 is expected to hit a high of \$350 billion, 30% above 2018.²⁹

On a global scale, however, the impact of investor pressure is still not sufficient. In one-on-one interviews, CEOs say the pressure to deliver short-term returns by far exceeds any demands for long-term decarbonization.³⁰ Unless this trend changes, CEOs will have little incentive to take decisive action.

Similarly, financial market supervisory boards have yet to take a clear stance on best practices for the low-carbon era. The lack of consistent corporate reporting or a reliable framework for assessing climate risk has been a major barrier to progress. Investors are faced with a plethora of environmental, social and governance (ESG) frameworks, which one major bank CEO described as leading to “real confusion and little action” in the investment world. So far, the voluntary adoption of standards has been no substitute for regulated carbon accounting conventions.

The Task Force on Climate-related Financial Disclosures (TCFD), which aims to develop voluntary, consistent climate-related financial risk disclosure standards, has seen a steady stream of supporters sign up but, at over 930 organizations to date,³¹ still represents a minority of the investment world. To trigger the acceleration that is needed, the adoption of disclosure standards would need to be mandatory.

Public opinion: Pressure is mounting, but not fast enough

Over the past few years, the inertia on the part of the public and private sectors has caused frustration among citizens' groups throughout the world, triggering a surge in protest and climate activism. Movements like Fridays For Future regularly mobilize millions of people, and the headline-grabbing acts of groups like Extinction Rebellion have helped to build momentum, especially among the youth. Such movements are likely to persist and multiply.

But while pressure from citizens and consumers may be mounting in some geographies, especially in Europe, climate change does not yet alarm the vast majority. Only 16% of adults globally consider climate change to be one of their top three societal concerns, ranking well below unemployment, crime and corruption, according to a September 2019 survey by the market research firm Ipsos MORI (see Figure 6).³² While the trend is increasing, with a steady rise from 8% in 2016 and 11% in 2018, in many countries it still does not appear among the issues that worry people the most. Moreover, two out of three respondents globally did not even rank it among their top three environmental issues; air pollution, waste generation and deforestation were larger worries, especially in emerging economies.³³ In most cases, citizens are not linking trends in these environmental areas to GHG emissions and the interdependency with global warming.

Until public education on climate challenges catches up, citizen pressure is not likely to be strong enough to force all governments to the table. And by the time climate change starts to have a more visible impact in the daily lives of people around the world, it may already be too late.

Figure 6: Climate change is still not a top concern globally, and engagement varies country-by-country



1. Turkey ranks climate change 16th out of the possible 17 concerns.

Note: Representative sample of adults aged 18-74 in the US, South Africa, Turkey, Israel and Canada, and aged 16-74 in all other countries. September 2019: 19,531.

Sources: IPSOS, Global Advisor; BCG analysis

Nevertheless, progress has been made. Many governments are gradually increasing their long-term ambitions and are beginning to implement more rigid emission policies. A number of corporate success stories provide lighthouse examples for others to follow. Companies increasingly disclose emissions, set more ambitious targets and see climate as a driver for business innovation. More have introduced low-carbon business models to provide consumers with a sustainable alternative. Investors are increasing their scrutiny of long-term carbon risk and putting more capital into green financing vehicles. Public awareness around the urgency of the issue is increasing and, with it, broader support for policy measures and evolving customer behaviours. But the most important indicator remains global emissions. As long as these continue to rise, the scale, pace and extent of progress is simply insufficient.

“
There is a lot of misinformation about the transition: we need to educate people about the causes of climate change and the solutions.
 ”

Francesco Starace, Chief Executive Officer, ENEL, Italy

2. Companies and investors should accelerate individual action – in their own interest

Companies can and should do much more to bring down their own emissions. Beyond retaining their social licence to operate, this is mainly about companies managing risks, preparing for anticipated changes in regulations and preparing their business models for a low-carbon future.

For this report, 24 CEOs and executives and 13 climate experts were interviewed. Selected through their affiliation with the World Economic Forum, these leaders represent a wide range of sectors and geographies – from energy-

intensive industrial goods companies, to tech and consumer goods and services firms, from developing as well as developed economies.³⁴

All of the executives shared the view that acting on climate is not only a responsibility, but also **a source of competitive advantage in their respective sectors** – in terms of reducing cost, fulfilling the needs of future customers and attracting the greatest possible talent (see Figure 7).

Figure 7: First movers in every sector are building a competitive advantage



Source: Corporate interviews conducted by BCG in Q3-4 2019; most interviewees are part of the World Economic Forum Alliance of CEO Climate Leaders; Bank of America and Maersk were added according to public statements

Across all sectors, three major levers can enable corporates to radically reduce their emissions and prepare for a decarbonized world, gaining a competitive advantage in the shift to a greener economy (see Figure 8).

Figure 8: Corporates need three major levers to tackle climate change



Sources: CEO interviews; BCG analysis

Companies in all sectors can reduce their emission intensity at little or no cost

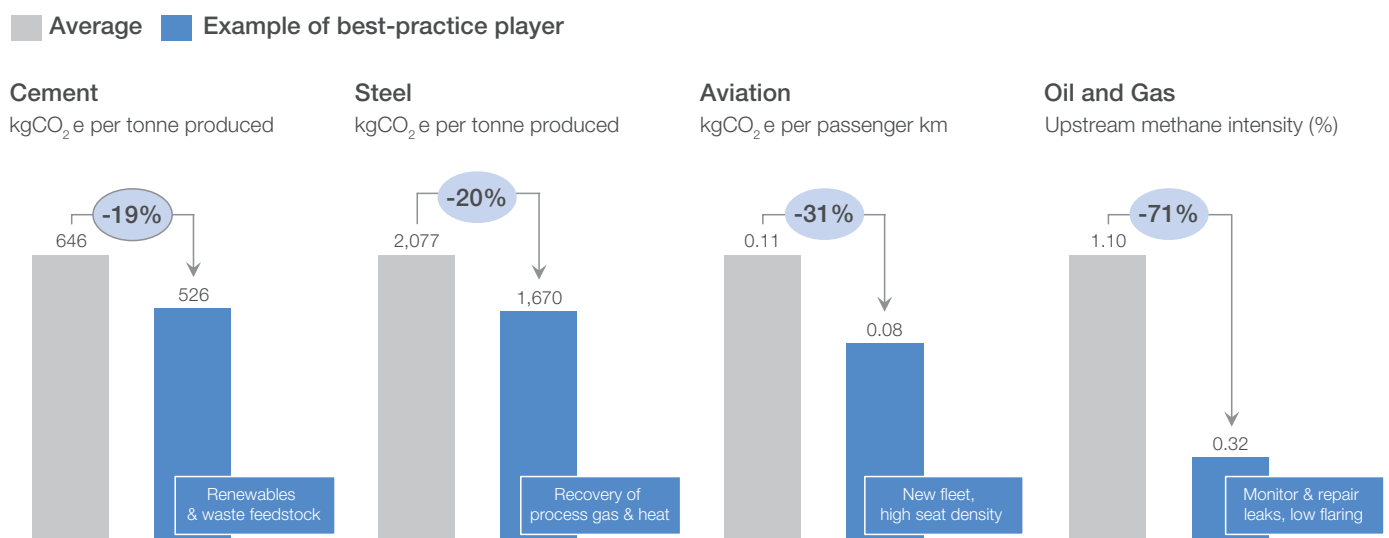
By accelerating the switch to renewable energy, improving energy and process efficiency in their own operations, and leveraging their buying power to ensure that their suppliers decarbonize, most companies can significantly reduce their own emissions and those of their partners.

Most companies – even in energy-intensive sectors – can still realize energy and process efficiency gains in the range of 20% (see Figure 9) at little or no cost. Notably, for example, the most efficient oil and gas companies have approximately 70% less methane intensity than the upstream average for the industry, and an International Energy Agency (IEA) analysis shows that more than 50% of fugitive methane emissions can be abated with a positive return.³⁵ In many instances, such improvements actually provide attractive cost savings

opportunities with comparatively short payback periods, and often a viable business case for the expenditure. The Carbon Trust, a global organization that helps businesses develop sustainable operating strategies, has found that among its partners, investments designed to save around 15% of energy consumption yield an average internal rate of return of 48%.³⁶ Implementing these sorts of levers is a no-regret move for all companies to pursue.

Similarly, most companies can accelerate the transition to renewables by directly procuring renewable power. For example, RE100,³⁷ an initiative that more than 215 large companies have signed up to, has been instrumental in pushing commitments to 100% renewable energy among leading companies. At a time when the costs of renewable power generation continue to fall, the transition frequently results in net cost savings, or at least works economically, given typical carbon price levels imposed by governments or internally within corporations.³⁸

Figure 9: The efficiency potential is still significant in all sectors



Note: The averages for cement and steel are an average across four large players with available data (among the top 10 by revenue); the averages for aviation and oil and gas are reported industry averages; for oil and gas, the best-practice player is a self-reported upstream average across the 13 members of the Oil and Gas Climate Initiative.

Sources: CDP data; Oil and Gas Climate Initiative data; company annual reports; company sustainability reports; BCG analysis

Even where measures are only near-economic, companies should implement them as a means of future-proofing their business against growing external pressure from the public, regulators and investors. Already today, companies with lower emission intensities are traded at higher valuation multiples on stock markets. A recent BCG analysis across a range of high-emission industries found that top-quartile companies in specific ESG metrics (including emission intensity and environmental impact) trade at a premium vs the industry median.³⁹

Beyond reducing their own emissions, most companies can do much more to decarbonize their supply chains. By leveraging their significant buying power, many large corporations are able to reduce volumes of GHG emissions that are a multiple of their own operations at limited cost – especially in low-emission industries, such as services and consumer goods. CDP estimates that the Scope 3 emissions (that is, emissions through the supply chain and from the use

of products) are on average four times higher than the direct emissions of the companies that report to them.⁴⁰ By setting standards on supplier emissions, efficiency or renewable energy consumption, companies can help mobilize the overall decarbonization of the economy and reach the “long tail” of suppliers that otherwise might be too under-the-radar to feel the direct pressure of consumer scrutiny.

This also means that many companies should increasingly be prepared to track and disclose end-to-end emissions to consumers who increasingly demand greater transparency on the products they buy, and to governments that may impose stricter regulations on the carbon content of products sold in their jurisdictions.

Companies in a range of sectors are already moving ahead. For example, **Dalmia Cement** has achieved the least carbon-intensive cement production in the world (approximately 500 kg CO₂e per tonne of cement) by rigorously investing in process

efficiency, finding clinker substitutes and increasing the use of renewables.⁴¹ Going forward, Dalmia Cement has the ambition to become the world's first carbon negative cement company by turning to alternative binders and investing in carbon capture, utilization and storage technology.⁴² On upstream emissions, **Walmart** has launched Project Gigaton that aims to reduce one gigatonne of GHG emissions from its supply chain between 2015 and 2030 (cumulatively), half of which is expected to come from suppliers operating in China. In 2017, Walmart launched a sustainability toolkit to help suppliers track and reduce emissions. In the first two years since the launch, the initiative reported over 93 million tons of avoided CO₂e.⁴³

For residual, harder-to-abate emissions, companies can look at offset measures with real additionality⁴⁴ and impact. This can be a useful lever particularly in the initial, transition phase.

Companies should de-risk their investments to avoid stranded assets

At the same time, companies should aim to de-risk their investments for the low-carbon transition. In ambitious abatement scenarios, nearly all current investments in coal, and an increasing share of investments in oil, gas and related infrastructure, could be challenged. This increases the risk of investments becoming stranded. Even for industrial companies, the investments they make in new assets, long-life asset upgrades or new product development should be carried out with a low-carbon/carbon-neutrality target in mind to avoid potential future write-offs.

According to the intergovernmental International Renewable Energy Agency (IRENA), a global 2°C pathway would result in an approximately \$5-10 trillion decline in coal, oil and gas infrastructure value until 2050.⁴⁵ The risk of retrofit costs to industrial plants and building developers, which rely on fossil fuels for heat or cooking, is valued at another \$5-10 trillion over the coming decades.⁴⁶

To better align their investment decisions to this risk, companies are starting to implement **internal carbon prices**. For example, **Unilever**⁴⁷ has been pricing emissions from its manufacturing operations since 2016 by deducting costs from business divisions' capital budgets. Divisions in turn compete to use the funds (currently about €50 million annually) to instal clean technology at operating sites.

“
To date, several of our sites have now achieved the feat of 100% renewable energy for both heat and power by investing funds from our internal carbon pricing in clean technologies, increasing our energy efficiency, and in switching to renewable energy sources. This future-proofs our business from future carbon taxes and regulation.
”

Alan Jope, Chief Executive Officer, Unilever, United Kingdom

Enel has fully integrated sustainability into its strategy and operating model to deliver long-term value and become the largest global operator of renewables and networks.⁴⁸ The energy company aims to spend 50% of proceeds within the plan period (by 2022) to accelerate the deployment of new renewable capacity and progressively substitute coal generation.⁴⁹ Enel has also increased its use of sustainable finance, to reach approximately 43% of total company debt by 2022 and 77% by 2030 (today: 22%). The bonds have allowed the company to sharply reduce its financing costs.⁵⁰

“
Enel is now a more sustainable, efficient and profitable organization, with a substantially lower risk profile and a greater capability to rapidly adapt to change.
”

Francesco Starace, Chief Executive Officer and General Manager, Enel, Italy

Companies should innovate to realize opportunities from low-carbon business models

Moving to a Paris-compatible pathway would imply a significant, and sometimes existential, transformation for companies in many industries. And while many companies would not be able to realize this full transformation alone, most can accelerate progress by offering low-carbon products and services and by involving willing consumers in their decarbonization journey. Even in the harder-to-abate sectors, companies can turn a first-mover disadvantage into an opportunity.

In the wake of growing global consciousness about the climate crisis and consumers' desire to limit the impact of their consumption footprint, new markets for lower-carbon products are taking shape. A wealth of examples have been available from companies in recent years, which are generating significant value from credibly serving these markets – by decarbonizing rapidly, by offering consumers a “green choice” or by innovating to help customers bring down their own emissions (see Figures 10 and 11). Digital technologies are key enablers of this innovation.

“
The revenue uplift from introducing new climate-friendly products and services represents a major opportunity for forward-looking businesses, and investors and customers are showing a preference for innovative companies that are tackling climate change. The use of mobile technologies, such as machine-to-machine (M2M) and the internet of things (IoT), enabled a global reduction in GHG emissions of more than 2 billion tonnes last year.
”

Mats Granryd, Director-General, GSMA, United Kingdom

While existing technologies can decarbonize most emissions, innovation is still needed to achieve a net-zero emissions target by 2050. Companies and institutions should proactively pursue innovation-delivering solutions that meet society's needs in new ways. At the COP21 in Paris in 2015, Mission Innovation was launched with the specific objective to support the accelerated uptake of clean energy and related infrastructure; it is now developing a framework to identify those innovations that are compatible with a 1.5°C world.⁵¹

In energy, for example, a wide range of potential opportunities is arising from energy transitions: large-scale or decentralized

renewables, advanced mobility and new fuels, energy efficiency solutions, circular economy business models, carbon capture usage and storage (CCUS), and hydrogen technologies. Energy incumbents can look to diversify or reposition their portfolio towards new technologies and business models, becoming key actors and partners of climate action. However, they should also consider the specific capabilities required and the materiality and scale of returns offered.

The transition to net zero will offer huge opportunities for entrepreneurs and businesses to address societal needs in new, improved ways.

Figure 10: Companies are shifting to greener business models



Formerly DONG Energy, the company transformed within a decade from being a coal-intensive utility to a global green energy major. Ørsted is the market leader in offshore wind. It led the cost reduction of offshore wind through scale and industrialization (-60% since 2012) and is looking to do the same for renewable hydrogen.

There is a huge decarbonization potential through electrification from renewable sources, and by turning the North Sea into the powerhouse for Europe with offshore wind power. We would like to power the change.

Henrik Poulsen, Chief Executive Officer



Syngenta develops tools for farmers that help to improve and track their practices and to measure CO₂ emissions, land productivity and water, fertilizer and pesticide use to help safely produce bountiful food and care for the environment.

Over the next 5 years, Syngenta will invest \$2 billion in scientific innovation to help safely feed the growing population.

Consumers want to know how their food has been produced, including for example how much GHGs have been emitted. So these tools will become very important in the future.

Erik Fyrwald, Chief Executive Officer



DSM started in 1902 as a coal company but has undergone multiple transformations and is today a market leader in health, nutrition and sustainable materials. The company aims to reach net-zero emissions by 2050, with 100% renewable electricity use, and has implemented a €50 per tonne internal carbon price. For over a decade already, it has linked executive pay to sustainability targets. DSM's products and solutions help enable the green transition (e.g. second-generation biofuels, waterborne resins, solar materials).

Carbon pricing has proven to be one of the most effective tools to unlock the potential from the private sector (companies as well as investors) to support innovation and low-carbon growth.

Feike Sybesma, Chief Executive Officer and Chairman



Salesforce, building on its leading CRM offer, has introduced a new carbon accounting product to help customers derive insights and decisions based on climate-related data. The system can generate trusted investor-grade data to inform their climate action programmes.

Companies want to take more action on their emissions footprint, but they have no idea what to do or how to monitor their impact now.

Suzanne DiBianca, Chief Impact Officer



Anglo American is heading in the direction of carbon-neutral mining, with an intermediate target of a 30% reduction in GHG emissions. As for the essential raw materials it produces, the company is altering its focus to align with the macro trends of a fast-growing and urbanizing global population and a cleaner, more electrified and connected future.

We are shifting our portfolio more towards supplying those metals and minerals – including copper, PGMs and nickel – that support a fast-growing global population and a cleaner, greener, more sustainable world.

Mark Cutifani, Chief Executive Officer

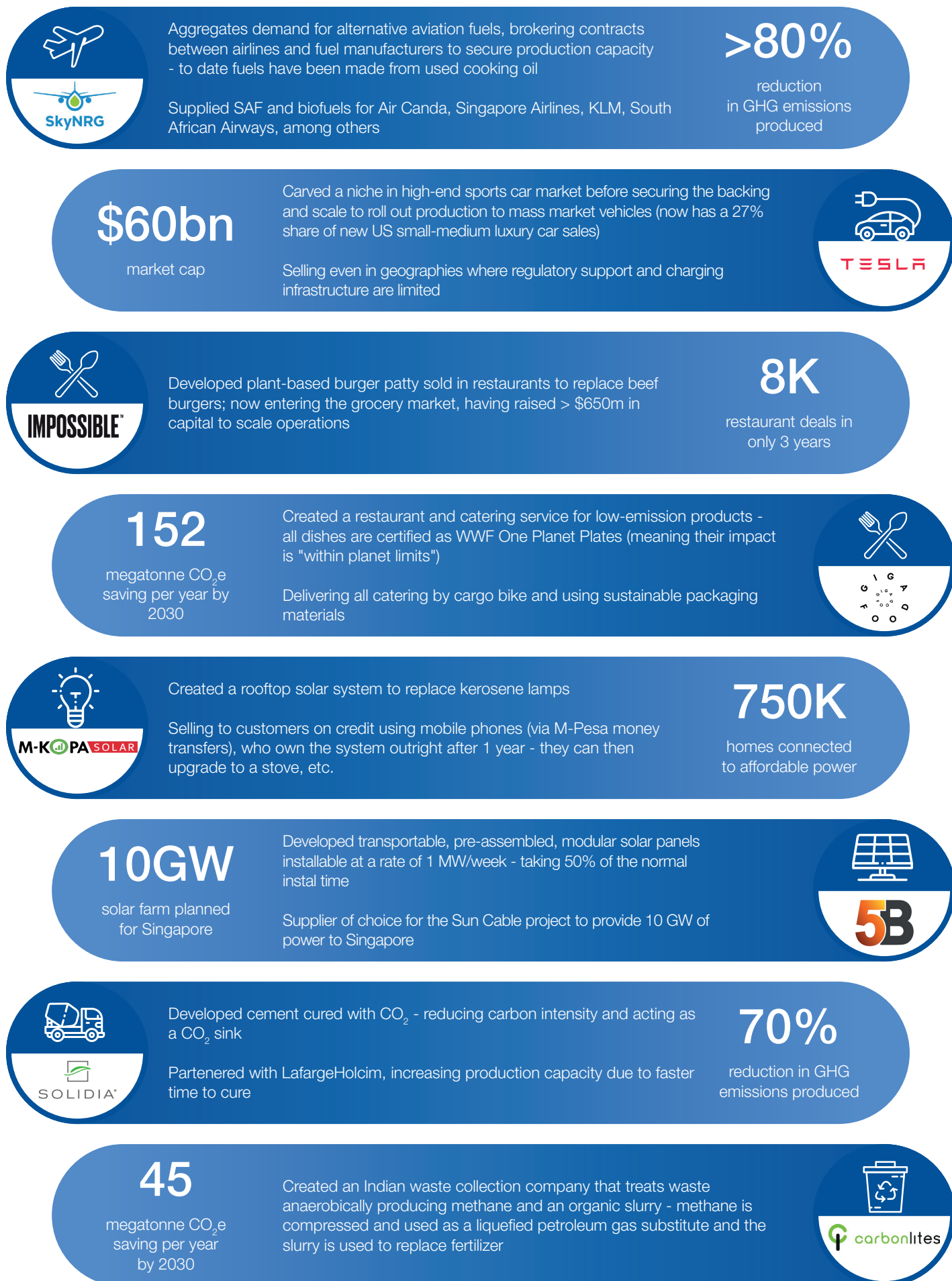


Lenzing became world market leader in specialty fibres made from renewable material wood, mainly used in textiles. It markets its premium brand TENCEL™ and aims to have carbon-neutral operations by 2050. The company drives demand and brings transparency to apparel supply chains by educating customers on the impact of textiles (e.g. with a blockchain platform from TextileGenesis™).

We have a first-mover advantage as a sustainable choice in apparel. There is a major opportunity from consumers willing to pay more.

Stefan Doboczky, Chief Executive Officer

Figure 11: Innovators are seizing opportunities to start new businesses



Source: BCG analysis

Investors are a critical enabler of corporate climate action

Investors have a pivotal role to play in triggering and facilitating the adaptation of corporate strategies, given their inherent interest to “de-risk” the terminal value of their investments. Growing investor scrutiny has motivated a number of companies to accelerate climate action, but the momentum needs to increase further, providing clear guidance to management teams around shareholder expectations.

Investors should issue a much stronger call for transparency and disclosure. Too many companies lack awareness of their economic efficiency potential, as well as of the climate-related risks to their business model. Rigorous disclosure demands would force companies to create this awareness and to develop resilience strategies for a 1.5°C or 2°C world. It also makes assessing these risks more straightforward for investors and creates better comparability across companies within an industry, hence increasing the efficiency of capital markets.

Moreover, investors should themselves recalibrate their risk assessments. They need to be sure that they understand the impact of various warming scenarios on their assets, from operational disruption to health and safety or site closure risks, and that the long tail risks of both climate change and climate action are fairly reflected in the valuations they assign to companies. For example, an estimate by Citigroup shows that under a 2°C path, fossil fuel reserves valued today at around \$100 trillion would need to remain in the ground.⁵² Similarly, ambitious decarbonization investments may not contribute much to a company’s short-term returns, but may significantly de-risk long-term earnings.

Finally, investors can direct investments into zero- and low-carbon technologies and offerings. A growing appetite for green bonds and other sustainable finance products sends a powerful signal that there is support for decarbonization


initiatives, and has enabled some of the companies profiled in this report to move forward. In the future, even more investors may recognize the opportunities for businesses in the transition.

Some leading examples of action are Bank of America’s Environmental Business Initiative and Santander’s Responsible Banking Targets. Bank of America has committed to invest an additional \$300 billion in capital by 2030 in sustainable energy and transportation, climate resiliency and clean water with the belief that this will support innovation towards a low-carbon, sustainable economy and enable it to deliver long-term value. Santander aims to facilitate €220 billion of financing linked to the Sustainable Development Goals by 2030, with an emphasis on green finance to help tackle climate change.⁵³

Another example is UBS, a leader in global wealth and asset management, which is actively addressing the growing investor appetite for directing capital into climate solutions. UBS has developed, for example, a selection of products allowing its institutional clients to identify the carbon intensity of their investments and reducing exposure to, rather than excluding, companies with higher carbon risk, in order to pursue strategic engagement with these companies. Furthermore, UBS has committed to integrating ESG assessments, including a dedicated climate dimension, into all fund and exchange-traded fund onboardings for its private clients.

“
We want to be a leading financial provider enabling investors to mobilize capital towards the achievement of the UN's Sustainable Development Goals and the orderly transition to a low-carbon economy.
”

Sergio Ermotti, Group Chief Executive Officer, UBS, Switzerland



To enable or amplify their actions, companies should engage in ecosystems and with policy-makers

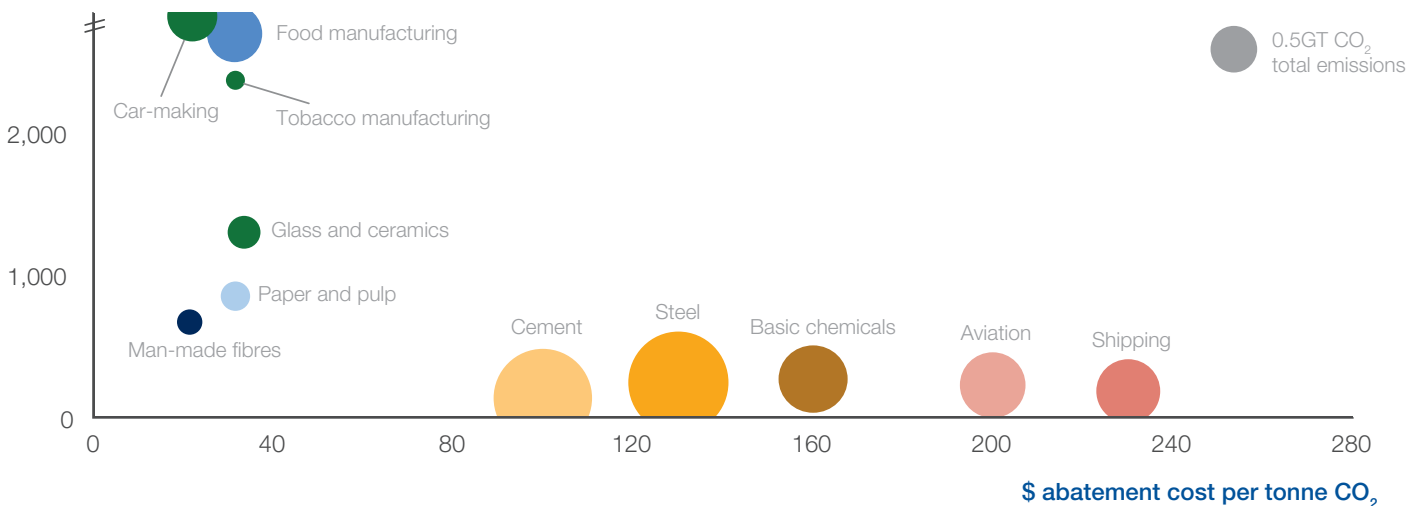
Even today, companies can – and should – do a lot more individually to decarbonize, to realize savings, to de-risk their asset base and to start the transformation of their business models with strong positive business cases and shareholder return stories. For many, even full decarbonization is possible without significant (relative) cost to their business.

But this does not hold true for all. For companies in hard-to-abate sectors like steel, cement, chemicals, aviation and shipping, investments in ambitious emission reduction targets are an enormous financial challenge and can be an existential risk. These sectors create comparatively low value

per tonne of CO₂ emitted. At the same time, abatement is much more expensive, not least given that the needed technologies are often still in early development stages (see Figure 12). In steel and cement, alternative processes or materials – hydrogen-based direct reduction process for steel, innovative binders for cement, CCUS for both – are still in the research or pilot stage, and entail around 100% additional cost per tonne.⁵⁴ For aviation and shipping, hydrogen-based synthetic fuels like green ammonia and e-kerosene are yet untested and very far from economically feasible, entailing costs that are likely more than double those of traditional fuels.⁵⁵ The chemical industry would need to convert many high-temperature processes for producing base chemicals, adding a cost burden of at least 50% – and could face an even larger challenge if it were to replace fossil fuels from its feedstock.

Figure 12: Some high-emissions sectors face a huge financial challenge

\$ value added per tonne CO₂e emitted



Note: Total emissions for chemicals refer to basic chemicals and fertilizers; glass and ceramics total emissions size reflects China only due to data availability; lower bound of total emissions for food manufacturing shown can be up to 2.4Gt CO₂.

Sources: Energy Transitions Commission, *Mission Possible* (2018); company reports; IEA; Oxford Economics; Carbon Trust; Our World In Data; “Energy Consumption and Carbon Dioxide Emissions of China’s Non-Metallic Mineral Products Industry” (*Sustainability*, vol. 6, 8012-8028, 2014); “Cigarette Smoking: An Assessment of Tobacco’s Global Environmental Footprint Across Its Entire Supply Chain” (*Environmental Science & Technology*, vol. 52, no. 15, 8087-8094, 2018); BCG analysis

To make it possible for companies in these sectors to decarbonize, and to accelerate emission reduction activities in all others, a number of barriers to action still need to be overcome (see Figure 13). Many countries still lack adequate carbon pricing and supportive regulation to motivate full decarbonization. Technology development in some applications still needs to accelerate. Moreover, a lack of transparency, uncertainty about consumers’ willingness to pay and fear of investor focus on short-term results still keep many companies from moving faster to decarbonize their operations and supply chains, or innovating to create greener products.

But while these barriers may prevent companies from moving to net zero today, all industries should understand the circumstances that can make it possible to get there. Accordingly, even some companies in hard-to-abate sectors have come forward with ambitious commitments. For example, while acknowledging that there is not yet an economically feasible path for doing so, both the container shipping company **MAERSK** and the steel producer **ThyssenKrupp** have announced plans to move to carbon neutrality by 2050, as well as to implement ambitious medium-term targets. **Repsol** has become the first oil and gas company to set a net-zero ambition by 2050, with stringent intermediate targets and, in the chemicals sector, **LANXESS** is aiming to be carbon-neutral by 2040 and has linked management bonuses to its emissions goals.

Figure 13: Significant barriers to broader and bolder corporate climate action



Source: Corporate interviews conducted by BCG in Q3-4 2019; most interviewees are part of the World Economic Forum Alliance of CEO Climate Leaders

Ultimately, companies can increase their climate ambition in the very interest of their business. But significant barriers must be met to achieve a net-zero emissions target. For broader and bolder climate action, business leaders will need to work with their peers, suppliers, customers and governments.

3. Ecosystem actions can help overcome barriers to transform

Ecosystem initiatives can help overcome economic and other structural barriers by fostering collaboration within sectors or across value chains. This is particularly true for those sectors where commercial risks significantly limit the room for individual corporate action. By enabling willing actors to overcome restrictions on individual companies and agree on risk-sharing mechanisms, they can create the competitive level playing field necessary for companies to act. More generally, such ecosystems can help accelerate the speed and scale of change.

Where there is **technology uncertainty** and the costs of new technology expansion are high, ecosystem collaborations can allow players within a sector or across a value chain to share the costs and risks (see Figure 14). For example:

The **Hybrit** initiative has brought together players across the value chain to produce zero-carbon steel with hydrogen-based direct reduction technology (DRI). The initiative's pilot plant is co-funded by Vattenfall, which provides renewable electricity for green hydrogen electrolysis; LKAB, which supplies direct reduction iron ore pellets; and SSAB, which will manufacture the steel. The project aims to start full production by 2035.⁵⁶

The **Mission Possible Platform**,⁵⁷ developed by the Forum and the Energy Transitions Commission, is building similar ecosystem initiatives to develop viable decarbonization pathways for transport, aluminium, chemicals and cement, as well as similar projects in steel. Coalitions of leading companies within each sector are being established to provide the critical scale needed for financing technology pilot projects, and they are inviting co-investment from governments in public-private partnerships.

In sectors where the **market for low-carbon products is uncertain**, causing corporations to hesitate to commit capital, ecosystem collaboration can create a critical demand signal to kick off a market. For example:

Clean Skies for Tomorrow,⁵⁸ an initiative developed by the International Civil Aviation Organization and the Mission Possible Platform, brings players in the aviation industry together with large-scale aviation customers and fuel suppliers to build critical demand for synthetic aviation fuels through coordinated offtake commitments. This enables fuel providers to commit the needed investments in production capacity and airports to provide the necessary infrastructure.

Initiatives like **Renewable Energy 100 (RE100)**⁵⁹ and **Electric Vehicle 100 (EV100)**, in which member companies commit to procuring 100% renewable power and electric vehicles, respectively, have been successful in accelerating demand for green technologies and developing supporting infrastructure (e.g. for vehicle charging).⁶⁰

Similarly, the **Natural Climate Solutions Alliance** aims to increase nature-based solutions to climate change by developing a market for credible carbon credits based on agricultural and forestry measures. Corporate commitments to buy carbon credits provide the incentive for farmers to change their practices and create a market for forestry management solutions to develop and grow.

Where a lack of climate policies has led to inertia among businesses that are concerned about abating their emissions while competitors continue to pollute, industry coalitions can overcome this paralysing competitive dynamic, either through self-regulation or by coordinating support for more ambitious government policy. For example:

The **Oil and Gas Climate Initiative (OGCI)** commits its member companies (13 of the largest global oil and gas majors) to joint emission reduction targets with regular monitoring and reporting. Members have agreed to reduce collective average methane intensity from 0.32% to 0.25% by 2025, saving 600,000 tonnes of methane emissions annually (15 million tonnes CO₂e).⁶¹

The **Carbon Pricing Leadership Coalition**⁶² brings together leading companies that advocate for carbon pricing. In the absence of ...sufficiently stringent pricing imposed by governments, many members of the coalition impose internal carbon prices to prepare for likely regulation, and voluntarily realign their investment strategy with a decarbonized world. More momentum behind this initiative would build support for what is widely considered the most effective decarbonization policy lever available to governments.

The **Task Force on Climate-related Financial Disclosures (TCFD)**⁶³ encourages companies to voluntarily commit to comprehensive and consistent climate-related financial risk disclosure standards, which so far are not a mandatory element of financial disclosure. Currently over 900 supporters strong, TCFD provides the most widely-accepted guidance on how companies should report their climate risks. It thereby creates much needed transparency for investors, and forces companies to develop strategies that are resilient to a 2°C world.

Building on the transparency from initiatives such as TCFD, **investor coalitions** can put pressure on companies to align their strategies with a low-carbon world and invest in de-risking their portfolio and asset base. For example:

The **Net-Zero Asset Owner Alliance**,⁶⁴ a coalition of institutional investors with nearly \$4 trillion under management, has committed to transition its portfolios to net-zero emissions by 2050. Members include some of the largest insurers and pension funds in the world, building critical scale to support longer-term decarbonization investments and the development of low-carbon business models.

Climate Action 100+,⁶⁵ a group of more than 370 investors with \$35 trillion in assets under management, engages companies to commit to climate-related disclosure, to curb their own emissions and to develop more rigid internal carbon governance.

Finally, ecosystem action can help to leverage the **power of public scrutiny** in building momentum for emission reductions, and to signal commitments to action among large firms. For example:

CDP⁶⁶ is a not-for-profit organization that supports companies to disclose their environmental and climate impacts. It aims to make environmental reporting and risk management a business norm, and to drive disclosure, insight and action towards a sustainable economy. In 2018, nearly 7,000 companies answered CDP questionnaires, disclosing data on emissions and their broader approach to climate change.

The **Step Up Coalition**⁶⁷ secures commitments from corporates to decarbonize their supply chains (Scope 3 emissions). Scaling up this effort could provide a huge lever for emission reductions, especially in consumer-facing companies under increasing public scrutiny to improve the environmental credentials of the products they sell to customers.⁶⁸ Considering the relatively lower cost increases borne by consumers of “greener” products vs the cost increases for producers of those products, aligning the supply chain from the demand side could make decarbonization more feasible all along the value chain (see Figure 15), and will become increasingly important as consumers demand more transparency and better carbon credentials from firms in the future.

Figure 14: Ecosystems can help overcome barriers

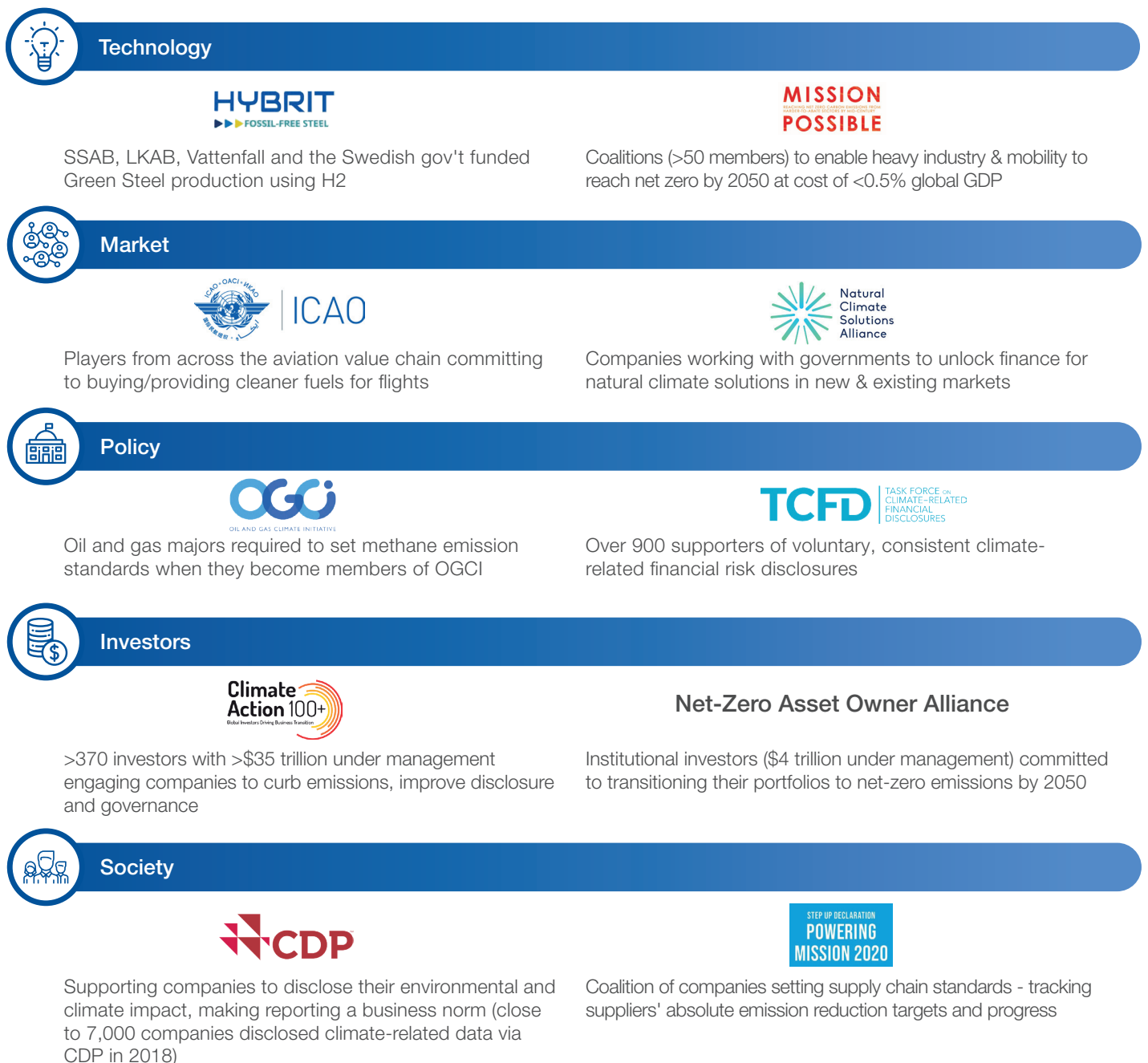
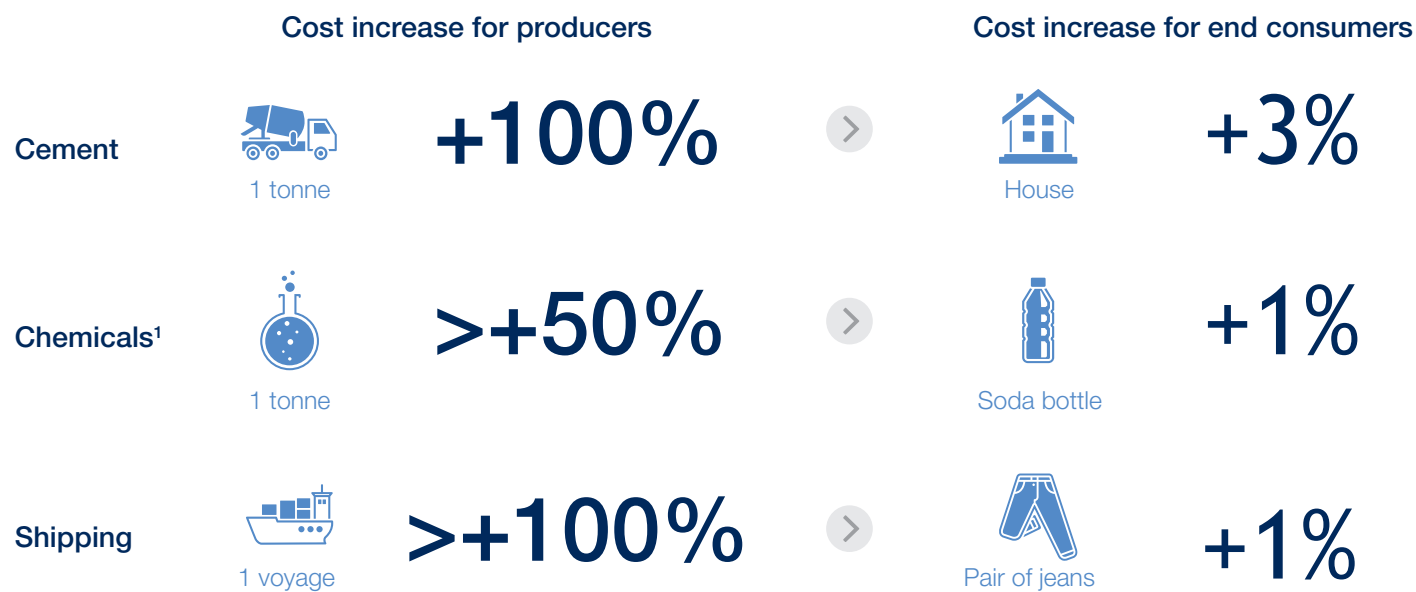


Figure 15: End consumer cost increases of “green products” are limited



1. Ethylene case study, which assumes \$1,000 per tonne of ethylene, but the price can vary greatly.

Source: Energy Transitions Commission, *Mission Possible* (2018)

As long as governments are failing or unwilling to regulate, ecosystem action can help amplify the impact of individual companies – by creating otherwise unattainable scale, by de-risking investments, by focusing buying power and by increasing public scrutiny. Nonetheless, even large private-sector coalitions cannot be long-term substitutions for robust policy measures. Such initiatives still rely on willing and committed individual actors, and the risk remains that there will be too few of these or that their commitment will be limited. These efforts are a great accelerator of change but are unlikely to deliver on the needed net-zero ambition on a global scale.

Therefore, major policy action from governments will be needed to solve this challenge, in the form of carbon pricing and much more stringent sector-level regulation.

4. A call for unilateral government regulation

In the end, Paris Agreement targets will be achievable only with serious policy action. Despite the significant progress from corporate – and individual – frontrunners, the individual case for change will likely remain too small for many to act, especially at the pace that would be required to deliver on Paris commitments. Getting to net zero therefore requires a serious increase in government action, through meaningful carbon pricing, accompanied by sector-specific regulations. And as long as progress in multilateral negotiations remains slow, the best hope for achieving meaningful short-term progress is through governments acting unilaterally. For many countries, doing so would actually benefit their sector, and the risks of losing industrial competitiveness are overstated. Providing regulatory clarity now will actually help corporations to plan the transition ahead of time. However, for those countries that do move ahead unilaterally, protective action would be needed to shield a few emission-intensive industries from international high-carbon competition.

The Paris targets are achievable only with serious policy action

In certain high-emitting sectors in industry and transport, decarbonization costs will remain high. These sectors account for approximately 20% of global emissions⁶⁹ and will require government regulation to support their transition to low- or zero-carbon technologies. Agricultural emissions are equally hard to address, given the fragmentation of suppliers and the price-competitive nature of a large share of their products.

While many large companies have been motivated to act progressively on climate change thanks to public scrutiny and the desire to differentiate their brands vis-à-vis consumers,

employees and investors, the long tail of companies that undergo little or no public scrutiny is significant. Companies that do not have strong end-customer brands, are only medium-sized or operate in countries with a limited focus on climate make up a significant share of emissions – 50% of corporate emissions are not disclosed to CDP⁷⁰ – but have far fewer incentives to move unless they face regulatory pressure.

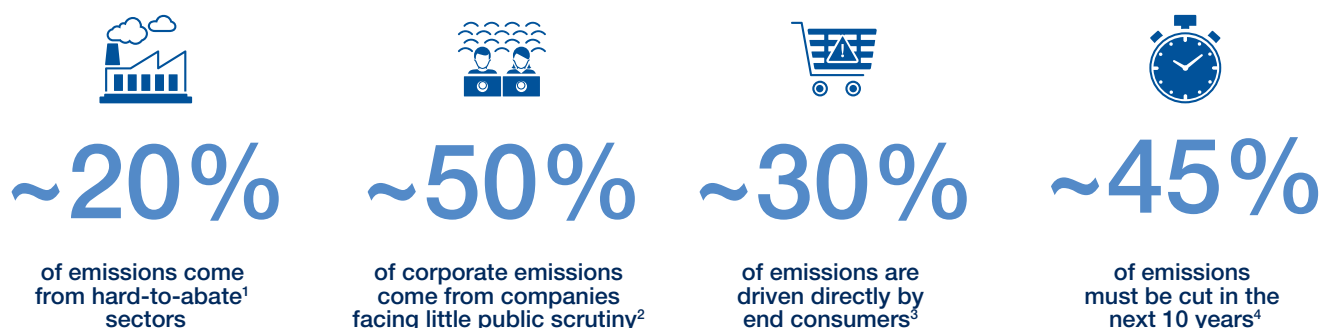
A significant share of emissions are directly driven by individuals – through their choice of transportation, home energy sources, food and daily purchases. To achieve Paris targets, billions of people around the globe will need to make different choices, often against microeconomic incentives. Only regulation can shift these consumer habits on the scale needed.

Ultimately, time has run out. Past inaction has dramatically increased the pace at which the world needs to decrease emissions. Complying with 1.5-2°C pathways would require drastically reducing emissions in the next decade. Voluntary action and unregulated markets will not deliver that shift. Hence, governments need to step in to drive the change (see Figure 16).

“
We need to halve emissions in the next 10 years. For that we urgently need bold political and corporate leadership and action.

”
Henrik Poulsen, Chief Executive Officer, Ørsted, Denmark

Figure 16: Paris targets are not achievable without policy action



1. The hard-to-abate sectors are considered to be cement, steel, iron and other metals (including aluminium), aviation, shipping and chemicals (as per CAIT and IEA emissions data); 2. Emissions from companies that do not disclose to CDP (corporate emissions taken as all those that are not related to buildings, agriculture and light road transport); 3. End consumer emissions are considered to be emissions from buildings (cooking, power, heating/cooling), light road transport and agriculture (as per CAIT and IEA emissions data); 4. The IPCC Special Report on the impacts of global warming (2018) highlights the need to cut emissions by 45% by 2030 to keep warming below 1.5°C.

Sources: CDP 2018 emissions data; CAIT (World Resources Institute), latest data available at the country level; IEA, *Tracking Clean Energy Progress 2017*; BCG analysis

Governments need to act now, even if that means acting unilaterally first

Of course, cohesive multilateral policy coordination would be the best solution for halting the climate crisis; decisive progress is therefore needed at COP26 in Glasgow in late 2020. But given the slow pace of multilateral progress, including at the latest COP25,⁷¹ and the complex current geopolitical context, the reality is that a global consensus will very likely not be established soon enough to counter the crisis. Individual governments therefore need to act unilaterally to achieve meaningful progress. And while this will not be sufficient to achieve global climate ambitions in the long run, it is the only realistic path to accelerating emission reductions today.

The good news is that fear of a “first-mover disadvantage” for countries that take early action on carbon abatement is largely unfounded. Remarkable advances in low-carbon technologies are putting emission reductions in many sectors well within technical and economic reach. For many countries, the benefits of higher investment activity and saved reductions in fossil fuel imports outweigh microeconomic costs. This effect holds stronger if a country is highly dependent on fossil fuel imports and the cheap cost of capital. As a result, there are a number of natural “willing actors” who would actually have an incentive to step forward unilaterally, including some of the largest emitters on the planet (Europe, the United States, China, and others).⁷² The latest proposal of the European Green Deal, presented in December 2019 during COP25, is an example of decisive unilateral action (by a small, coordinated coalition of countries).⁷³

The fear of losing economic competitiveness is overstated

One of the most common arguments against ambitious unilateral emission regulation is that it puts industry competitiveness at risk. When companies are forced to pay high carbon taxes in one country but not in others, they might move abroad to protect their competitiveness, thereby shifting the overall emissions but doing nothing to reduce them – a dynamic commonly known as “carbon leakage”. In countries that regulate, this would harm competitiveness and hence economic growth, whereas countries that do not regulate might even flourish from more industrial companies relocating there – a classic “prisoner’s dilemma”.

But while this threat is certainly real in principle, its extent is commonly overstated.

First, a 2019 report of the High-Level Commission on Carbon Pricing and Competitiveness recently found that setting appropriate sector-specific carbon taxes has only negligible impact on competitiveness.⁷⁴ More importantly, a significant share of emissions is generated in sectors in which regulation has very manageable “leakage risks”, or none at all. For example, transportation, buildings and power generation are largely local sectors that are not in regional or global competition.

Second, the risk of losing competitiveness mostly affects only a few, very emission-intensive industry sectors; steel, primary metals and base chemicals are the industries most impacted. These are followed by cement, which has more limited leakage risk given the adverse economics of longer distance transport. For aviation and shipping, the risk of refuelling elsewhere is larger than the risk of full relocation. Taken together, these “leakable” sectors make up around 20% of global emissions, but less than 4% of world GDP⁷⁵ (see Figure 17).

This is not to say that leakage risk can be ignored. In the absence of a global level playing field, progressive countries will need to safeguard affected industries by imposing protective measures against high-carbon competition or supporting their emission reduction journeys. But a problem that affects less than a 20th of any country’s GDP should not prevent global climate progress. Most countries are economically strong enough to support the decarbonization of these industries. And the industries are few enough in number that individual, tailored solutions can be implemented.

“

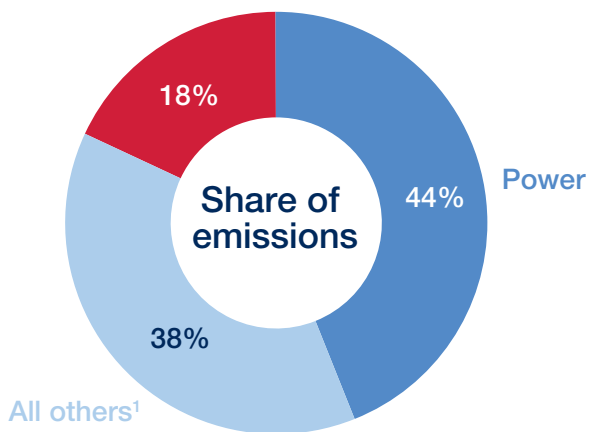
Carbon pricing has proven to be one of the most effective tools to unlock the potential from the private sector (companies as well as investors) to support innovation and low-carbon growth. Carbon pricing is only one of many elements determining global competitiveness and plays a smaller role than other factors, for instance, labour and infrastructure.

”

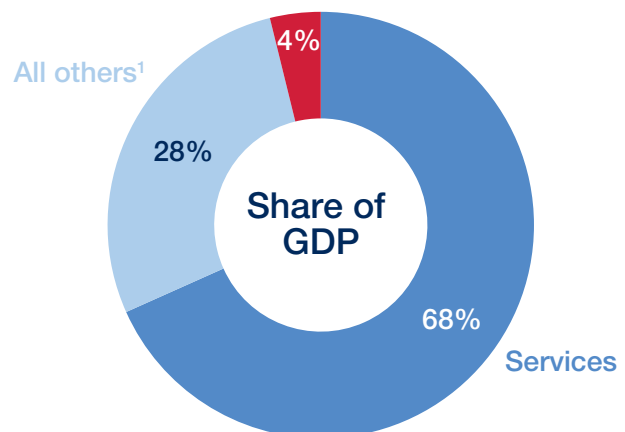
Feike Sybesma, Chief Executive Officer and Chairman of the Managing Board, Royal DSM, Netherlands

Figure 17: Carbon leakage risk affects a small part of the economy

Cement, Steel, Chemicals, Aviation, Shipping



Cement, Steel, Chemicals, Aviation, Shipping



1. All others includes construction and manufacturing of clay, glass, man-made fibres, plastics, rubber, as well as auto parts, which are downstream of some "at risk" sectors (e.g. steel, cement).

Sources: IEA; CAIT; UNEP, *Emissions Gap Report 2018*; OECD; IPCC; Oxford Economics; BCG analysis

The need for meaningful carbon pricing and sector-level regulations and incentives is urgent

So how can governments regulate emissions most effectively? Unfortunately, no single silver-bullet solution exists. An ambitious policy framework would need to include meaningful carbon pricing, but also a number of sector-specific regulations and incentives promoting remedies such as a switch from fossil fuels to renewable energies, electric mobility, efficiency, green building standards – supported by accelerated innovation. To ensure public acceptance, the policy framework would also need to ensure a fair distribution of the burden and protect the few industry sectors that suffered competitive imbalances otherwise.

The first and most effective mechanism for governments to enact is a meaningful price on carbon emissions. Carbon pricing is widely recognized to be the most impactful and cost-effective way to decarbonize the economy⁷⁶ and is endorsed by every major multilateral institution, including the International Monetary Fund, the UN and the World Bank. Studies suggest that to exert sufficient impact, the price of carbon needs to be set at levels of around \$40-80 per tonne, escalating to \$50-100 by 2030.⁷⁷ It is more effective if price development is planned in advance to provide investment security. And given that abatement costs differ structurally sector-by-sector, sector-specific pricing might actually be the most effective strategy, even though there are different schools of thought.⁷⁸

Despite such widespread endorsement, only a minority of countries currently have carbon pricing in place – and many of those have not set it at a sufficiently high level. In a 2018 assessment, the OECD found that in 42 countries that have carbon prices in place, they are “falling well short of their potential to improve environmental and climate outcomes”.⁷⁹ The World Bank has demonstrated that less than 5% of emissions are currently priced at levels consistent with reaching the temperature goals of the Paris Agreement.⁸⁰

One of the reasons governments so far have been loath to implement strong carbon pricing schemes is fear of a lack of public acceptance – as witnessed by the *gilets jaunes* riots in France that began in November 2018. This concern should be taken seriously. Consequently, ambitious carbon pricing schemes have worked best in places where governments have combined them with mechanisms that ensured “fair” (for lack of a better word) social burden sharing and a just transition, through progressive phasing and effective redistribution mechanisms, as well as support for workers in industries more heavily impacted by the transition.

For example, Policy Exchange, a centre-right UK policy think tank, demonstrated that under a “carbon tax plus – per capita – carbon dividend” policy, the poorest citizens would actually be net beneficiaries, given they generate comparatively lower emissions than high earners do.⁸¹ While the transition implies job losses for fossil fuel workers, jobs will be created as new abatement technologies grow (the renewables industry now employs 10 million people globally, a rise of 50% since 2012⁸²).

And yet, carbon pricing is by no means sufficient to fully steer the needed decarbonization of all economic sectors (see Figure 18). It is unlikely that the market will solve this challenge alone – unless carbon prices become significantly higher than what is currently being discussed. There are several reasons:

Carbon pricing is typically progressive, but the abatement costs of innovative technologies are not. To support the scale-up phase (for example of electric vehicles), carbon prices therefore do not set an adequate incentive.








Abatement costs differ quite significantly across sectors. This means that carbon prices incentivize some sectors to move earlier than others, while in reality all would need to start moving today to achieve carbon neutrality in 2050.

Sectors also differ in the way their emission reduction measures need to be incentivized over time. A faster shift to electric vehicles needs significant regulatory support today, but much lower incentives going forward, due to strongly declining battery prices. On the other hand, incentives for citizens to isolate their residential buildings and change from fossil fuels to electric heating need to remain very constant over time, given natural renovation and reinvestment cycles.

Finally, some market barriers are not easy for carbon pricing to overcome. For example, appliance efficiency has in the past proven to be more effectively regulated through product standards. Similarly, the “owner-tenant problem” could prevent principally economic investments in the building stock, unless specific instruments can address it.

Carbon prices are unlikely to incentivize the significant investments in new infrastructure that will be required to sustain a low-carbon economy. Given the high pace of the needed transition, there is a risk that the speed of infrastructure transformation will be insufficient.

Figure 18: A carbon price is needed, as are sector-level regulations

Cross-sector 			Finance 	
<p>Price carbon Set meaningful (>€50 per tonne and growing) and sector-specific prices, with social “redistribution”</p>	<p>Protect against leakage Implement measures to prevent leakage (e.g. border tax adjustments, product standards and incentives)</p>	<p>Eliminate fossil subsidies Phase out all fossil fuel subsidies</p>	<p>Mandate disclosure Regulate for standardized emissions disclosure and unify ESG investment criteria, and label carbon footprint for consumers</p>	<p>Incentivize long-term view Incentivize asset managers to take a longer view and set monetary policy (e.g. different capital reserves) to encourage green finance</p>
Energy 	Transport 	Buildings 	Industry 	Land use & agri. 
<p>Phase out coal Stop building new coal plants and accelerate the ramp-down</p> <p>Scale renewable energy & nuclear Set ambitious renewables targets and accelerate nuclear</p> <p>Build smart grid infrastructure Invest in smart grids and demand management</p> <p>Target zero CH₄ Set zero targets on fugitive emissions</p>	<p>Incentivize EVs Subsidize electric vehicles and create disincentives for internal combustion engines</p> <p>Invest in infrastructure Scale up public transport, and invest in charging, hydrogen and catenary lines</p> <p>Scale low-carbon fuel Incentivize e-fuels and biofuels, especially in heavy road transport, aviation, shipping</p>	<p>Regulate for 0-carbon Set carbon neutral standards for new buildings (e.g. ban coal, oil, gas boilers)</p> <p>Incentivize heat switch Incentivize the switch from fossil fuels to electric and district heating, insulation, automation</p> <p>Tighten standards Set stricter efficiency standards on appliances, e.g. lighting, white goods</p> <p>Regulate air con Mandate energy performance standards and the management of refrigerant waste</p>	<p>Mandate efficiency Impose BAT standards, dry clinker cement production, etc.</p> <p>Incentivize renewables Incentivize the switch to biomass, power-to-heat, etc.</p> <p>Invest in R&D & CCUS Fund pilots in CCUS, Green H₂, DRI (direct reduced iron) steel, and develop CCUS infrastructure</p> <p>Procure green products Set targets/mandates for public procurement of green alternatives</p>	<p>Stop deforestation Set clear targets and regulation against deforestation</p> <p>Scale sustainable agri. Incentivize sustainable practices and the recycling of manure to biogas</p> <p>Subsidize green results Link agricultural subsidies to “environmental outcomes”</p>

Sources: Grantham Research Institute on Climate Change and the Environment; IPCC; IEA; IRENA; interviews conducted by BCG in Q3-4 2019; BCG analysis

Governments therefore need to implement a suite of sector-level regulations to manage the transition efficiently and to enable the full scale and pace of decarbonization that is required.⁸³ Policy-makers need to factor in financial support for research and the expansion of innovative low-carbon technologies (such as new processes or materials for steel and cement, hydrogen-based green fuels or CCUS), investments in low-carbon infrastructure (such as charging infrastructure, overhead lines, hydrogen or power transmission) and subsidies for technologies that are still on a learning curve (such as electric vehicles).⁸⁴ They must also include incentives for the transition to renewables and/or nuclear in the power sector, while maintaining sufficient backup capacity for periods with no wind and no sun, as well as the use of rare biomass in the applications where it is most valuable. Ultimately, they likely also need to include standards (e.g. on efficiency) and technology bans (such as on oil and gas heaters) to avoid stranded investments.⁸⁵

Finally, as long as the world as a whole is not moving in unison, ambitious national efforts will necessarily require measures to protect emission-intensive industries from high-carbon, low-cost competition.⁸⁶ Especially as technologies to decarbonize industries like steel, chemicals and others are still in the testing stage, this could happen through direct public support (for example via “contracts for difference”). In the medium term, carbon border tax adjustments for the most important products could ensure that carbon price differences between countries and trading blocs are eliminated.

Alternatively, countries can impose “product standards” for high-emission products sold on their territory, for example by imposing a share of zero-carbon steel that needs to be used in the construction or automotive industries. These would transfer the cost burden from industries where this makes a significant relative difference (e.g. steel, cement, plastics) to industries where it does not (e.g. automotive, construction, soda sales). As a report by the Energy Transitions Commission demonstrates, even very high additional costs from low-carbon materials for producers (e.g. +100% for cement) have an almost negligible impact on downstream cost increases for the ultimate consumers (e.g. +3% for a house built with green cement) (see Figure 15 in the previous section).⁸⁷

Such “climate protectionism” measures will be necessary as long as no global level playing field exists, at least on the level of the G20. Ideally, however, these proposed measures are only a means to an end, designed to help realign global policies in line with the Paris Agreement goals that the world community has agreed to pursue.

In parallel, a push for action on the world stage is needed

Many countries can move individually with ambitious national policies that unite emission reductions with economic prosperity and growth. Where national governments are stalling, state, regional or city authorities can make a difference by pushing action locally and through alliances.⁸⁸ Nonetheless, climate change is a global problem that ultimately demands a unified, global solution.

It is therefore vital to continue to reinforce multilateral efforts in parallel to unilateral ones. These efforts need to recognize the diverse challenges that countries in different parts of the world are facing and to distribute the financial burden fairly. Multilateral initiatives need to incentivize compliance and disincentivize “free riding” by individual actors. But the more governments move, both on their own and within trading blocs, and the more they make visible progress instead of just committing to ambitious long-term targets without follow-through, the higher the pressure on others becomes to follow suit. After the lack of progress at the COP25 negotiations in Madrid in 2019, COP26 in Glasgow will be a vital test.

5. Individuals need to lead the change as consumers, voters and leaders

Consumers and voters – and public opinion in general – are the ultimate stakeholders of corporations and governments. Without a supportive societal context, corporations are unlikely to perceive the demand from customers and employees to reduce emissions or develop greener products, and governments are unlikely to enact much-needed climate policy and regulations. Conversely, consumer and voter concern about climate change has a strong impact on the way corporations operate. In many Scandinavian countries, for example, a favourable social context and evolving customer behaviours are driving politicians and CEOs to adopt net-zero targets and to develop ambitious strategies that deliver on those targets.

Lifestyle choices can help reduce emissions

Individuals can impact their own emissions through lifestyle choices, and reward companies that provide a “green choice” through their consumption decisions. Everyone can adopt such practices as:

- **Low-carbon homes.** Better insulation, electric heating, more efficient appliances (especially air conditioning) and a switch to renewable power can enable “zero-carbon living” already today. For example, double-glazing, loft and cavity wall insulation can reduce a semi-detached household’s footprint by up to 20% (2 tonnes of CO₂ every year).⁸⁹
- **Different mobility habits.** By flying less (especially long haul) and switching to e-cars, public transport or bikes, average Westerners can address a significant share of their carbon footprint. One round-trip flight from London to Hong Kong SAR emits 2.9 tonnes of CO₂, as does a half-year of commuting 30 km to and from work in an average internal combustion engine car.⁹⁰
- **Sustainable consumption.** Changing consumer behaviours in product purchasing (e.g. in fashion, consumables) or services (e.g. sharing economy) can aggregate to affect corporate strategies and business models. Such habits show companies that they can profit from serving their customers more sustainably.
- **More sustainable diets.** Switching to a plant-based diet would reduce the personal carbon footprint of an average US citizen by more than 40%. Substituting red meat with chicken alone would reduce food-related CO₂ emissions by more than 20%.

Individuals can make a difference in organizations and societies

Many emerging stories of progress are the result of entrepreneurial initiative. From CEOs aligning their investors and employees to ambitious net-zero targets, to young leaders forming global protest movements, there are plenty of examples of individuals taking action on climate change and leading the organizations or societies that they are part of.

Individuals can impact political leadership – in their role as voters and by influencing public opinion. They can work “within the system” to drive change, in businesses, governmental institutions, non-governmental organizations and schools. Demonstrations, principally among the youth – who will soon join the voting population – have had impact at the national and international levels, and could continue to be a catalyst for climate action.

Education on climate issues and solutions is critical to accelerating climate action

Despite frequent media coverage of climate change, a significant share of the global population remains under-informed or misinformed on the subject. While awareness is increasing, access to information remains fragmented. Also, a great deal of misleading information casts doubt on established science and the impact of proven low-carbon technologies, overstates the costs of climate action and downplays the grave long-term impact of global warming.

Educated voters and consumers are crucial enablers of the low-carbon transition. The quality of information needs to improve across all channels: in public opinion, the education system and also corporations and institutions. Communication should not just focus on the problem and its complexity but also on solutions and the positive outcomes of change.

6. The way forward: An action plan for all stakeholders

The costs of natural disasters are on the rise. More frequent droughts are already hurting agricultural productivity even in such mild regions as Central Europe. Ice shields in West Antarctica and Greenland are starting to collapse. Wildfires and extreme weather events are increasing at unprecedented rates.

If unchecked warming continues, the consequences for human civilization will be severe. Rising sea levels could encroach on coastal regions and could flood major regions and metropolitan areas before the end of this century. Extended heat waves could threaten food security for a growing world population, while longer droughts could put access to drinking water at risk. Extreme weather events and changes to current ecosystems could produce millions of “climate refugees” and cause a deterioration in global development and economic growth. According to the Intergovernmental Panel on Climate Change, the per-capita impact of “no action” on global GDP has been estimated at minus 30% as of 2100 – in other words, it would reduce global GDP per capita by 30% (vs minus 8% for 1.5°C of warming).⁹¹ This outlook, which is what will happen if nothing is done, dwarfs the economic costs that climate action would have in any country. For many, investing in reducing emissions would even be a positive standalone business case.⁹²

Ours is the last generation that can prevent global disaster. The need for action is immediate, and this report has demonstrated that action is possible. It therefore falls upon this generation of business, government and society leaders to accelerate action individually and through collaboration (see Figure 19).

All stakeholders – corporations, governments, investors and, ultimately, individuals – can take unilateral initiative to lower emissions, often with positive economic implications. Collective actions can support and amplify individual ones. Where the costs and risks of taking action for individual companies are higher (for example, in emission-intensive sectors), ecosystems of industry peers, value chain players or public-private partnerships can work together, sharing the burden.

The world needs decisive action at every level to change the trajectory of ever-increasing emissions. In light of the facts, it should be viewed as an opportunity for businesses, countries and individuals to create an advantage in building a better, more sustainable world.



Figure 19: It is possible for everyone to act on the climate now

20 Climate Actions for 2020: 20 x 20

5 actions that any company, government, investor and individual can take unilaterally, now



Corporations

- 1 Set ambitious targets
- 2 Reduce CO₂ intensity
- 3 Assess climate risks
- 4 Innovate business models
- 5 Engage stakeholders



Governments

- 6 Set net-zero ambition
- 7 Define a roadmap with targets by sector
- 8 Set effective carbon pricing and incentives
- 9 Set sector regulations and incentives
- 10 Engage stakeholders



Investors

- 11 Push for transparency
- 12 Scrutinize targets
- 13 Support long-term plans
- 14 Recalibrate valuations of risks
- 15 Commit “green” capital



Individuals

- 16 Influence and lead
- 17 Make your home green
- 18 Change mobility habits
- 19 Buy greener products
- 20 Have a sustainable diet

Source: BCG analysis

Methodology

References to global emission trajectories were derived from UNEP, IPCC and IEA reports (see the References section).

The analysis of government policy was based on publicly available sources:

- Countries' carbon-neutral ambition was assessed through reference to the United Nations Framework Convention on Climate Change (UNFCCC) Climate Ambition Alliance: Net Zero 2050⁹³ and government websites for countries that are already net zero (e.g. Bhutan) or aiming to be net zero before 2050 (Norway).
- Sector roadmaps and targets were assessed by analysing the number of sectors on which the government had put specific emission reduction targets, and how ambitious they were.
- Policy frameworks were assessed through reference to incentives and regulations, which go beyond target-setting, to move the sector to action (e.g. the implementation of an overall carbon price, renewables incentives, energy efficiency mandates and deforestation regulations).
- Assessments were cross-checked against reports on policy efficacy, including those written by Climate Action Tracker and the International Monetary Fund.
- Suggested government policies to support decarbonization, including information on carbon pricing, were researched in a wide range of published reports (see the References section) and through an analysis of GDP data from Oxford Economics and emissions data from the IEA.

Information on corporate and investor action was developed through reference to CDP data from 2019, which corresponds to the CDP 2018 corporate survey, and through interviews with CEOs and experts from a range of industries and geographies.⁹⁴

- CDP data is voluntarily disclosed on an annual basis by member companies (almost 7,000 in 2018). The data includes both quantitative emissions disclosed for Scope 1, 2 and 3, and a qualitative survey in which companies respond to questions on a broad range of topics, from climate governance to target-setting and investment in abatement initiatives.
- To supplement this analysis, interviews were conducted with 24 leading CEOs and executives and 13 climate experts over a three-month period in the third and fourth quarters of 2019 to identify barriers and drivers to climate action as well as recommendations on policy levers required to abate emissions across sectors.
- Information on the specifics of company climate initiatives and ecosystem alliances was researched in company annual and sustainability reports, press releases and corporate websites.
- The analysis on sector value added and the cost to abate emissions in different sectors was based on information from Oxford Economics in *Mission Possible* (2018) and on a previous analysis by Boston Consulting Group.

Information about public opinion on climate change was based on the September 2019 Ipsos "What Worries the World" survey and on desk research conducted by Boston Consulting Group.

Contributors

World Economic Forum

Dominik Breitinger

Project Lead, Climate Governance and Finance;
Global Leadership Fellow

Emily Farnworth

Head of Climate Change Initiatives

Dominic Waughray

Managing Director, Centre for Global Public Goods

Boston Consulting Group

Jens Burchardt

Associate Director, Climate Impact

Marco Duso

Principal;
World Economic Forum Fellow

Michel Fredeau

Managing Director and Senior Partner

Miranda Hadfield

Consultant

Patrick Herhold

Managing Director and Partner

Cornelius Pieper

Managing Director and Partner



Acknowledgements

Corporate interviews

Alan Belfield

Executive Chairman, Arup Group, United Kingdom

Dick Benschop

President and Chief Executive Officer, Royal Schiphol Group, Netherlands

Jose Luis Blasco

Chief Sustainability Director, Acciona, Spain

Jean-François van Boxmeer

Chairman and Chief Executive Officer, Heineken, Netherlands

Liam Condon

President, Bayer Crop Science, Germany

Mark Cutifani

Chief Executive Officer, Anglo American, United Kingdom

Claudio Descalzi

Chief Executive Officer, Eni, Italy

Suzanne DiBianca

Chief Impact Officer, Salesforce, USA

Maarten van Dijk

Chief Executive Officer, SkyNRG, Netherlands

Stefan Doboczky

Chief Executive Officer, Lenzing Group, Austria

Sergio Ermotti

Group Chief Executive Officer, UBS, Switzerland

Katherine Garrett-Cox

Chief Executive Officer, Gulf International Bank UK, United Kingdom

Mats Granryd

Director-General, GSMA, United Kingdom

Alan Jope

Chief Executive Officer, Unilever, United Kingdom

Rich Lesser

Global Chief Executive Officer, Boston Consulting Group, USA

Takeshi Niinami

Chief Executive Officer, Suntory Holdings, Japan

Torben Möger Pedersen

Chief Executive Officer, PensionDanmark, Denmark

Duncan Pollard

Chief Sustainability Officer, Nestlé, Switzerland

Henrik Poulsen

Chief Executive Officer, Ørsted, Denmark

Eric Rondolat

Chief Executive Officer, Signify, Netherlands

Mahendra Singhi

Chief Executive Officer, Dalmia Cement, India

Sumant Sinha

Chairman and Managing Director, ReNew Power, India

Francesco Starace

Chief Executive Officer and General Manager, Enel, Italy

Feike Sybesma

Chief Executive Officer and Chairman of the Managing Board, Royal DSM, Netherlands

Climate experts**Sharan Burrow**

General Secretary, International Trade Union Confederation (ITUC), Belgium

Jennie Dodson

Head, Mission Innovation Secretariat, Business, Energy and Industrial Strategy Department, United Kingdom

Christiana Figueres

Executive Secretary, UN Framework Convention on Climate Change, Bonn (2010-2016); Founding Partner, Global Optimism, United Kingdom; Mission 2020 Convenor

Ted Halstead

Chief Executive Officer, Climate Leadership Council, USA

Daniel Klungenfeld

Head, Directors' Staff, Potsdam Institute for Climate Impact Research (PIK), Germany

Peggy Liu

Chairperson, Joint US-China Collaboration on Clean Energy (JUCCCE), People's Republic of China

Mindy Lubber

President, Ceres, USA

Maria Mendiluce

Managing Director, Climate and Energy, Cities and Mobility and Circular Economy, World Business Council for Sustainable Development (WBCSD), Switzerland

Dennis Pamlin

Senior Adviser, RISE Research Institutes of Sweden; Mission Innovation, Sweden

Robert Schuwerk

Executive Director, North America, Carbon Tracker, USA

Paul Simpson

Chief Executive Officer, CDP, United Kingdom

Nigel Topping

Chief Executive Officer, We Mean Business (2015-2019), United Kingdom

Lord Adair Turner

Chairman, Energy Transitions Commission, United Kingdom

References

Major reports

- Boston Consulting Group, “The Economic Case for Combating Climate Change”, 2018.
- Boston Consulting Group, “Flipping the Script on Climate Action”, 2019.
- Burke, Joshua, Rebecca Byrnes and Sam Fankhauser, *How to price carbon to reach net-zero emissions in the UK*, Grantham Research Institute on Climate Change and the Environment and Centre for Climate Change Economics and Policy, London School of Economics and Political Science, 2019.
- Burke, Marshall et al., “Large potential reduction in economic damages under UN mitigation targets”, *Nature*, vol. 557, 2018.
- Carbon Pricing Leadership Coalition, *Report of the High-Level Commission on Carbon Prices*, 2017.
- Carbon Pricing Leadership Coalition, *Report of the High-Level Commission on Carbon Pricing and Competitiveness*, International Bank for Reconstruction and Development/the World Bank, 2019.
- Carbon Tracker, *Unburnable Carbon*, 2011.
- Carbon Trust, “The Business of Energy Efficiency”, 2010.
- CDP, “Major risk or rosy opportunity: Are companies ready for climate change?”, 2019.
- Citi GPS: Global Perspectives & Solutions, *ENERGY DARWINISM II: Why a Low Carbon Future Doesn’t Have to Cost the Earth*, Citigroup, 2015.
- Climate Leadership Council, “The case for an economy-wide carbon fee”, White Paper, 2019.
- Energy Transitions Commission, *Mission Possible: Reaching Net-Zero Carbon Emissions from Harder-to-Abate Sectors by Mid-Century*, 2018.
- Exponential Roadmap, *Scaling 36 Solutions to Halve Emissions by 2030*, 2019.
- Institute of International Finance, “Sustainable Finance in Focus: Green Is The New Gold”, 2019.
- Intergovernmental Panel on Climate Change (IPCC), *Global Warming of 1.5°C*, 2018.
- International Renewable Energy Agency (IRENA), *Renewable Energy and Jobs: Annual Review 2018*, 2018.
- Ipsos MORI, “What Worries the World – September 2019”, 2019.
- IRENA, “Stranded assets and renewables: How the energy transition affects the value of energy reserves, buildings and capital stock”, Working Paper, 2017.
- Klenert, David et al., “Making Carbon Pricing Work for Citizens”, Working Paper No. 2017-11, Institute for New Economic Thinking, Oxford Martin School, 2017.
- Mercator Research Institute on Global Commons and Climate Change (MCC) and Potsdam Institute for Climate Impact Research (PIK), *Options for a Carbon Pricing Reform*, 2019.
- Muldoon-Smith, Kevin and Paul Greenhalgh, “Suspect foundations: Developing an understanding of climate-related stranded assets in the global real estate sector”, *Energy Research & Social Science*, vol. 54, 2019.
- Organisation for Economic Co-operation and Development (OECD), *Taxing Energy Use 2018*, 2018.
- Organisation for Economic Co-operation and Development (OECD) and the World Bank Group (WBG), *The FASTER Principles for Successful Carbon Pricing: An approach based on initial experience*, 2015.
- Policy Exchange, *The Future of Carbon Pricing: Implementing an independent carbon tax with dividends in the UK*, 2018.
- United Nations Environment Programme (UNEP), *Emissions Gap Report 2019*, 2019.
- World Bank, “State and Trends of Carbon Pricing”, 2019.
- World Economic Forum, “Stakeholders for a Cohesive and Sustainable World: The Role of Lighthouse Projects”, Briefing Paper, 2020.

Endnotes

1. Intergovernmental Panel on Climate Change (IPCC), “Summary for Policymakers”, in *Global Warming of 1.5°C. An IPCC Special Report on the impacts of global warming of 1.5°C above pre-industrial levels and related global greenhouse gas emission pathways, in the context of strengthening the global response to the threat of climate change, sustainable development, and efforts to eradicate poverty*, 2018, <https://www.ipcc.ch/sr15/chapter/spm>.
2. According to the 13 December 2019 list of countries that submitted their intention to reach net zero by 2050, received from the office of the High Level Climate Champion of COP25, United Nations Framework Convention on Climate Change (UNFCCC).
3. Analysis of CDP data from 2019 (6,937 companies voluntarily disclosed emissions and responded to a survey on climate action).
4. This includes CO₂ emissions of approximately 37.5 Gt and 17.8 Gt of CO₂e emissions from other GHGs including methane (CH₄) and nitrous oxide (N₂O). See UNEP, *Emissions Gap Report 2019*, <https://www.unenvironment.org/resources/emissions-gap-report-2019>.
5. Other GHG emissions must also dramatically decrease: the IPCC 1.5°C path assumes a reduction of approximately 50% CH₄, 30% N₂O and 60% black carbon emissions by 2050 vs 2010 levels.
6. International Energy Agency (IEA), “Global energy demand rose by 2.3% in 2018, its fastest pace in the last decade”, 26 March 2019.
7. Energy Transitions Commission, *Mission Possible: Reaching Net-Zero Carbon Emissions from Harder-to-Abate Sectors by Mid-Century*, 2018, <http://www.energy-transitions.org/mission-possible>.
8. Ibid.
9. COP25, “Annex: Enhanced ambition in national climate plans”, 3 October 2019, <https://cop25.cl/#/cop-news/6uwvx6gJHfSFV5TdOF6r9>.
10. President Donald Trump has referred to climate change as a “hoax” and has vowed to take the USA out of the Paris Agreement.
11. Many countries that have set a net-zero ambition lack the set of policies that would enable them to fully decarbonize. For example, in Germany, the long-awaited “climate package” falls far short of the possible and required ambition on emission reductions.
12. Swedish government websites: Naturvårdsverket (Swedish Environmental Protection Agency), “Sweden’s Climate Act and Climate Policy Framework”, <http://www.swedishepa.se/Environmental-objectives-and-cooperation/Swedish-environmental-work/Work-areas/Climate/Climate-Act-and-Climate-policy-framework-/>; Klimatpolitiska rådet (Swedish Climate Policy Council), “The Swedish Climate Policy Council”, <https://www.klimatpolitiskaradet.se/summary-in-english>.
13. Government Offices of Sweden, “Sweden’s carbon tax”, January 2019, <https://www.government.se/governmentpolicy/taxes-and-tariffs/swedens-carbon-tax>.
14. The Government of Sweden funded one-third of the pilot costs of Hybrit, a project to create zero-emission steel using green hydrogen, established by the LKAB mining company, the multinational power company Vattenfall and steel company SSAB.
15. Sweden has contributed more to the UN Green Climate Fund than any other nation per capita: 4 billion Swedish krona (€400 million) allocated for 2015-2018. See Sweden Sverige, “Sweden Tackles Climate Change”, October 2018, <https://sweden.se/nature/sweden-tackles-climate-change>.
16. Government of the Netherlands, “Climate Agenda: Resilient, Prosperous, and Green”, <https://www.government.nl/topics/climate-change/documents/reports/2014/02/17/climate-agenda-resilient-prosperous-and-green>.
17. Rijkswaterstaat Environment, Ministry of Infrastructure and Water Management, “Mid-sized Combustion Plants”, <https://rwsenvironment.eu/subjects/air/mid-sized-combustion>; NL Agency, Ministry of Economic Affairs, Agriculture and Innovation, “LTA: Long-Term Agreements on energy efficiency in the Netherlands”, https://www.rvo.nl/sites/default/files/bijlagen/2MJAP1171_Long_Term_Agreements.pdf.
18. World Economic Forum, “Morocco is building a giant thermosolar farm in the Sahara Desert”, Agenda, 1 May 2018, <https://www.weforum.org/agenda/2018/05/morocco-is-building-a-solar-farm-as-big-as-paris-in-the-sahara-desert>.
19. United Nations Framework Convention on Climate Change (UNFCCC), “Climate Ambition Alliance: Nations Renew their Push to Upscale Action by 2020 and Achieve Net Zero CO₂ Emissions by 2050”, 11 December 2019, <https://unfccc.int/news/climate-ambition-alliance-nations-renew-their-push-to-upscale-action-by-2020-and-achieve-net-zero>.

20. C40 Cities, *Deadline 2020 – How Cities Will Meet the Paris Agreement*, https://www.c40.org/other/deadline_2020.
21. As of 4 November 2019, the Argentine Network of Municipalities against Climate Change (RAMCC) increased the ambition of its actions, setting a target of carbon neutrality for 2050. The RAMCC is “an instrument for the coordination and promotion of local public policies fighting climate change in Argentina’s cities and towns”. See <https://www.ramcc.net/en/posts/view/484/the-argentine-network-of-municipalities-against-climate-change-defines-its-strategy-to-gain-international-resources>.
22. Boston Consulting Group, “The Economic Case for Combating Climate Change”, 2018, <https://www.bcg.com/engb/publications/2018/economic-case-combating-climate-change.aspx>.
23. COP25, “Annex: Enhanced ambition in national climate plans”, op. cit.
24. Ibid. Certified B Corps are part of a community of 3,000 businesses that meet the highest verified standards of social and environmental performance, transparency and legal accountability.
25. A total of 6,937 companies answered the 2018 CDP questionnaire, of which only about 33% said they were fully disclosing their emissions (not excluding sites/facilities from their disclosure).
26. Targets classified as short term are those with a target date of 2025 or earlier, while those classified as long term have a target date of 2026 to 2050.
27. Climate Action 100+ [website], “About Us”, <https://climateaction100.wordpress.com/about-us>.
28. United Nations Environment Programme (UNEP), UN-convened Net-Zero Asset Owner Alliance [website], <https://www.unepfi.org/net-zero-alliance>.
29. Institute of International Finance, “Sustainable Finance in Focus: Green Is The New Gold”, 2019, <https://www.iif.com/Publications/ID/3557/Sustainable-Finance-in-Focus--Green-Is-The-New-Gold>.
30. 24 CEOs and 13 climate experts were interviewed by BCG and the World Economic Forum between August and November 2019.
31. Task Force on Climate-related Financial Disclosures [website], <https://www.fsb-tcfd.org>.
32. Ipsos MORI, “What Worries the World – September 2019”, <https://www.ipsos.com/en/what-worries-world-september-2019>.
33. Ibid, BCG analysis of Ipsos MORI data.
34. See the “Acknowledgements” in the Contributors section for the complete list of CEOs and experts.
35. International Energy Agency (IEA), “Methane Tracker”, July 2019, <https://www.iea.org/reports/methane-tracker/methane-abatement>.
36. Carbon Trust, “The Business of Energy Efficiency: A paper from Carbon Trust Advisory Services”, 2010, <https://cn.carbontrust.com/media/135418/cta001-business-of-energy-efficiency.pdf>.
37. RE100 [website], <http://there100.org>.
38. International Renewable Energy Agency (IRENA), “Falling Renewable Power Costs Open Door to Greater Climate Ambition”, Press release, 29 May 2019, <https://www.irena.org/newsroom/pressreleases/2019/May/Falling-Renewable-Power-Costs-Open-Door-to-Greater-Climate-Ambition>.
39. Boston Consulting Group, *Total Societal Impact: A New Lens for Strategy*, 25 October 2017, <https://www.bcg.com/publications/2017/total-societal-impact-new-lens-strategy.aspx>.
40. CDP, “Surge in climate leadership, as Apple, Honda, Microsoft, & others awarded for tackling emissions in the supply chain”, 29 January 2018, <https://www.cdp.net/en/articles/media/surge-in-climate-leadership-as-apple-honda-microsoft-others-awarded-for-tackling-emissions-in-the-supply-chain>.
41. Indian cement companies are subject to government regulations, which have allowed them to become some of the most efficient cement producers in the world, as described by Carbon Brief. The market-based Perform, Achieve and Trade (PAT) scheme (see <https://beeindia.gov.in/content/pat-cycle>) is its main initiative. This limits the consumption of energy-intensive industries, including thermal power plants, iron and steel, and cement (see <https://www.carbonbrief.org/qa-why-cement-emissions-matter-for-climate-change>). Overachievers can sell their energy saving certificates (see <https://beeindia.gov.in/sites/default/files/brieflaunchevent%20%281%29.pdf>) to those that have fallen short. See “The Carbon Brief Profile: India”, <https://www.carbonbrief.org/the-carbon-brief-profile-india>.
42. Global CCS Institute, “Dalmia Cement (Bharat) Limited and Carbon Clean Solutions team up to build cement industry’s largest Carbon Capture plant”, 20 September 2019, <https://www.globalccsinstitute.com/news-media/latest-news/dalmia-cement-bharat-limited-and-carbon-clean-solutions-team-up-to-build-cement-industrys-largest-carbon-capture-plant>.

43. Walmart, “Project Gigaton”, <https://www.walmartsustainabilityhub.com/project-gigaton>; Walmart, “Walmart on Track to Reduce 1 Billion Metric Tons of Emissions from Global Supply Chains by 2030”, 8 May 2019, <https://corporate.walmart.com/newsroom/2019/05/08/walmart-on-track-to-reduce-1-billion-metric-tons-of-emissions-from-global-supply-chains-by-2030>.
44. Financing has a direct impact vs the business-as-usual baseline.
45. IRENA puts the book value of assets across upstream and power generation assets at \$5-10 trillion by 2050, with the range reflecting whether policies to reduce the production of fossil fuels are enacted immediately or delayed to 2030. See International Renewable Energy Agency (IRENA), “Stranded assets and renewables: How the energy transition affects the value of energy reserves, buildings and capital stock”, 2017.
46. IRENA valued industrial heat process equipment that would need to be changed and the floor space of building stock that would need to be retrofitted to be compliant with required energy efficiency improvements to accommodate a 2°C emissions trajectory in their models.
47. See Unilever, “Explainer: what is carbon pricing and why is it important?”, 31 July 2018, <https://www.unilever.com/news/news-and-features/Feature-article/2018/explainer-what-is-carbon-pricing-and-why-is-it-important.html>, in which the company outlines its initiative.
48. Enel, “Enel 2020-2022 Strategic Plan: Maximising Value through Sustainability”, Press release, 26 November 2019, <https://www.enel.com/content/dam/enel-common/press/en/2019-November/Enel%20Strategic%20Plan%202020%202022%20ENG.pdf>.
49. By 2022, Enel is expected to develop 14.1 GW of new renewable capacity (22% more than its previous plan) and reduce coal capacity and production by 61% and 74%, respectively, vs 2018.
50. Enel, “Sustainability means value”, 23 September 2019, <https://www.enel.com/stories/a/2019/09/sustainability-businesses-environmental-economic-value>.
51. Mission Innovation, “Towards >60 Gigatonnes of Climate Innovations”, <https://www.misolutionframework.net>.
52. Citi GPS: Global Perspectives & Solutions, *ENERGY DARWINISM II: Why a Low Carbon Future Doesn't Have to Cost the Earth?*, 2015.
53. World Economic Forum, “Stakeholders for a Cohesive and Sustainable World: The Role of Lighthouse Projects”, Briefing Paper, 2020, http://www3.weforum.org/docs/WEF_Lighthouse_Project_Report.pdf.
54. Energy Transitions Commission, *Mission Possible*, op. cit.
55. Ibid.
56. Hybrit, “An initiative that can revolutionize steelmaking”, <http://www.hybritdevelopment.com>.
57. World Economic Forum, “Mission Possible Platform”, <https://www.weforum.org/mission-possible>.
58. International Civil Aviation Organization (ICAO), “Clean Skies for Tomorrow”, https://www.icao.int/environmental-protection/Documents/HLPF%20-%20side%20event/CW_WEF_Clean%20Skies%20for%20Tomorrow.pdf.
59. RE100, “Barclays commits to source 100% renewable electricity for its global operations by 2030”, 5 June 2019, <http://there100.org/news/14288101>.
60. EV100 progress highlights member companies that report making infrastructure investments to enable fleet charging. See The Climate Group, “Business Driving Demand for Electric Vehicles – EV100 Progress and Insights Annual Report 2019”, 4 February 2019, <https://www.theclimategroup.org/news/business-driving-demand-electric-vehicles>.
61. Oil and Gas Climate Initiative (OGCI), Strategy and Policy, “We develop collective engagements and targets”, <https://oilandgasclimateinitiative.com/policy-and-strategy>.
62. Carbon Pricing Leadership Coalition [website], <https://www.carbonpricingleadership.org>.
63. The Task Force on Climate-related Financial Disclosures (TCFD) has over 930 supporters as of December 2019. See TCFD, “TCFD Supporters”, <https://www.fsb-tcfd.org/tcfd-supporters>.
64. United Nations Environment Programme Finance Initiative, “UN-convened Net-Zero Asset Owner Alliance”, <https://www.unepfi.org/net-zero-alliance>.
65. Climate Action 100+, “Investors”, <https://climateaction100.wordpress.com/investors>.
66. CDP [website], <https://www.cdp.net/en>.
67. The Step Up Coalition, “Step Up Declaration”, <https://stepupdeclaration.org/thecoalition>.
68. Supply chain emissions for consumer products are often several times higher than the direct (Scope 1 and 2) emissions created by the end-stage manufacturing or retail of those products (CDP reports that Scope 3 emissions are on average four times those of Scopes 1 and 2).

69. These sectors include cement, steel, chemicals, shipping and aviation. See International Energy Agency, *World Energy Outlook 2018*; UNEP, *Emissions Gap Report 2019*.
70. CDP 2018 data.
71. COP25, “Annex: Enhanced ambition in national climate plans”, op. cit.
72. Boston Consulting Group, “The Economic Case for Combating Climate Change”, op. cit.
73. European Commission, “A European Green Deal”, https://ec.europa.eu/info/strategy/priorities-2019-2024/european-green-deal_en.
74. Carbon Pricing Leadership Coalition, *Report of the High-Level Commission on Carbon Pricing and Competitiveness*, International Bank for Reconstruction and Development/the World Bank, 2019, <https://openknowledge.worldbank.org/bitstream/handle/10986/32419/141917.pdf>.
75. The emissions data was taken from CAIT (World Resources Institute) and the percentage of GDP data originates from Oxford Economics.
76. Economists point to two ways to implement a carbon price: 1) a carbon tax, at the point of production or consumption; or 2) a cap-and-trade system of carbon credits. The European Association of Environmental and Resource Economists (EAERE) argues for a tax (see the “Economists’ Statement on Carbon Pricing” at <https://www.eaere.org/statement>), as permitting for carbon credits has proven hard (as the EU Emissions Trading System has shown), causing volatility and uncertainty for business, and the complexity of trading schemes leaves the process of permit trading open to exploitation by rent-seeking “vultures”.
77. As Nobel laureate Joseph Stiglitz argues in the *Report of the High-Level Commission on Carbon Prices*, <https://www.carbonpricingleadership.org/report-of-the-highlevel-commission-on-carbon-prices>; International Monetary Fund, IMFBlog, “Fiscal Policies to Curb Climate Change”, 10 October 2019, <https://blogs.imf.org/2019/10/10/fiscal-policies-to-curb-climate-change>.
78. The Grantham Research Institute on Climate Change and the Environment in *How to price carbon to reach net-zero emissions in the UK* (2019) argues for sector-specific prices, suggesting that, “There may be differences in price levels between sectors to account for differing contexts”. See http://www.lse.ac.uk/GranthamInstitute/wp-content/uploads/2019/05/GRI_POLICY-REPORT_How-to-price-carbon-to-reach-net-zero-emissions-in-the-UK.pdf. The Energy Transitions Commission in *Mission Possible* (2018) suggests that policy can be “differentiated by sector to reflect different marginal abatement costs and technology readiness, with for instance far higher carbon price applied in shipping and aviation than to the materials-producing industrial sectors”. See http://www.energy-transitions.org/sites/default/files/ETC_MissionPossible_FullReport.pdf. The OECD and World Bank also discuss sector-specific prices and free allocations in *The FASTER Principles for Successful Carbon Pricing* (2015). See <http://documents.worldbank.org/curated/en/901041467995665361/pdf/99570-WP-PUBLIC-DISCLOSE-SUNDAY-SEPT-20-4PM-CarbonPricingPrinciples-1518724-Web.pdf>. Meanwhile, the Climate Leadership Council in “The case for an economy-wide carbon fee” White Paper (2019) suggests that “to make carbon pricing more effective, governments should implement a truly economy-wide price on CO₂ emissions by eliminating sectoral omissions and special treatment of high-emitting industries”. See <https://clcouncil.org/media/The-Case-For-An-Economy-Wide-Carbon-Fee.pdf>. MCC and PIK in *Options for a Carbon Pricing Reform* (2019) suggest that “A cross-sectoral single price should become the core instrument of climate policy”, but recognize that “dynamic incentives of carbon pricing can be distorted by market or policy failures. Therefore, a carbon price path should be complemented by sector-specific policy instruments and measures that specifically correct these failures” (e.g. investments in infrastructure and regulations/standards). See https://www.mcc-berlin.net/fileadmin/data/B2.3_Publications/Working%20Paper/2019_MCC_Options_for_a_Carbon_Pricing_Reform_ExecSum_final.pdf.
79. Organisation for Economic Co-operation and Development (OECD), *Taxing Energy Use 2018*, 2018, https://www.oecd-ilibrary.org/taxation/taxing-energy-use-2018_9789264289635-en.
80. World Bank, “State and Trends of Carbon Pricing”, 2019, <http://documents.worldbank.org/curated/en/191801559846379845/pdf/State-and-Trends-of-Carbon-Pricing-2019.pdf>.
81. Klenert, David et al., “Making Carbon Pricing Work for Citizens”, Working Paper No. 2017-11, Institute for New Economic Thinking, Oxford Martin School, 2017. The Committee on Climate Change also showed in 2017 that UK low-carbon policies added just over £100 to household bills in 2016, which was more than offset by improvements in energy efficiency that have saved the typical household around £290 per year since 2008.
82. International Renewable Energy Agency (IRENA), *Renewable Energy and Jobs: Annual Review 2018*, 2018, https://irena.org/-/media/Files/IRENA/Agency/Publication/2018/May/IRENA_RE_Jobs_Annual_Review_2018.pdf.
83. Grantham Research Institute on Climate Change and the Environment and Centre for Climate Change Economics and Policy, *How to price carbon to reach net-zero emissions in the UK*, 2019: “To ensure full decarbonisation, this carbon price must be complemented by regulation, technology support and incentives for negative emissions to remove residual carbon dioxide from the atmosphere.”

84. Jenkins, Kirsten and Debbie Hopkins (Eds), *Transitions in Energy Efficiency and Demand: The Emergence, Diffusion and Impact of Low-Carbon Innovation*, Routledge, 2018, pp. 21-25.
85. Muldoon-Smith, Kevin and Paul Greenhalgh, "Suspect foundations: Developing an understanding of climate-related stranded assets in the global real estate sector", *Energy Research & Social Science*, vol. 54, 2019, pp. 60-67.
86. Policy Exchange, *The Future of Carbon Pricing*, 2018, <https://policyexchange.org.uk/wp-content/uploads/2018/07/The-Future-of-Carbon-Pricing.pdf>.
87. Energy Transitions Commission, *Mission Possible*, op. cit.
88. For example, the Carbon Neutral Cities Alliance, <https://carbonneutralcities.org>.
89. Committee on Climate Change (CCC), *Fourth Carbon Budget Review – technical report*, Chapter 3: Reducing emissions from buildings, https://www.theccc.org.uk/wp-content/uploads/2013/12/1785b-CCC_TechRep_Singles_Chap3_1.pdf.
90. Carbon Footprint, "Car carbon footprint calculator", <https://calculator.carbonfootprint.com/calculator.aspx?lang=en-GB&tab=4>.
91. Burke, Marshall et al., "Large potential reduction in economic damages under UN mitigation targets", *Nature*, vol. 557, 2018, pp. 549-553; IPCC, *Global Warming of 1.5°C*, 2018.
92. Boston Consulting Group, "Flipping the Script on Climate Action", 2019; Boston Consulting Group, "The Economic Case for Combating Climate Change", 2018.
93. United Nations Framework Convention on Climate Change (UNFCCC), Non-state Actor Zone for Climate Action (NAZCA), Climate Ambition Alliance: Net Zero 2050, <https://climateaction.unfccc.int/views/cooperative-initiatedetails.html?id=94>.
94. The full list is available in the Contributors section.



COMMITTED TO
IMPROVING THE STATE
OF THE WORLD

The World Economic Forum, committed to improving the state of the world, is the International Organization for Public-Private Cooperation.

The Forum engages the foremost political, business and other leaders of society to shape global, regional and industry agendas.

World Economic Forum
91–93 route de la Capite
CH-1223 Cologny/Geneva
Switzerland

Tel.: +41 (0) 22 869 1212
Fax: +41 (0) 22 786 2744

contact@weforum.org
www.weforum.org