

Exercise 5 – Listening: understanding connected speech – common expressions

KEY and AUDIO SCRIPTS

Exercise 5A

Source: Krantz, C., Norton, J. Navigate B1 Pre-intermediate – Coursebook. OUP: 2015. Unit 11 p. 110 ex. 1




You are going to listen to an interview about a sculptor called Jason de Caires Taylor. Look at the photos and answer the questions. (*Za chvílku si poslechnete interview o sochaři, který se jmenuje Jason de Caires Taylor. Podívejte se na fotografie a odpovězte na otázky.*)

- 1) Where are the sculptures?

The sculptures are under the water, on the sea bottom.

- 2) What do you think is special about them?

They are under the water, they are surrounded by fish, by the corals, you need to dive if you want to see them.



Source:
Krantz, C., Norton, J. Navigate B1 Pre-intermediate – Coursebook.
OUP: 2015. Unit 11 p. 110

Exercise 5D

Source: Krantz, C., Norton, J. *Navigate B1 Pre-intermediate – Coursebook*. OUP: 2015. Unit 11 p. 110 ex. 3a

Listen to and write down seven phrases from the interview. (*Poslechněte si sedm frází z interview a napište je.*)

Audio script:

- 1) *For a long time*
- 2) *Can you tell us about ... ?*
- 3) *He wanted to ...*
- 4) *He's been a ...*
- 5) *Quite a few ...*
- 6) *You see ...*
- 7) *You know ...*

Exercise 5E

Source: Krantz, C., Norton, J. *Navigate B1 Pre-intermediate – Coursebook*. OUP: 2015. Unit 11 p. 110 ex. 3b

Listen and repeat the phrases from the previous exercises (2a – 5B and 3a – 5D). (*Poslechněte si a opakujte fráze z předchozích cvičení (2a -5B a 3a – 5D).*)

Audio script:

- 1) *Why did you go there?*
- 2) *I've always loved ...*
- 3) *For a long time*
- 4) *Can you tell us about ... ?*
- 5) *He wanted to ...*
- 6) *He's been a ...*
- 7) *Quite a few ...*
- 8) *You see ...*
- 9) *You know ...*

Exercise 5F

Source: Krantz, C., Norton, J. *Navigate B1 Pre-intermediate – Coursebook*. OUP: 2015. Unit 11 p. 110 ex. 5

Listen to the first part of the interview and answer the questions. (Poslechněte si první část rozhovoru a odpovězte na otázky.)

1) What has Jason done?

Jason has built an underwater sculpture park.

2) Why has he done this?

He wanted to bring his love of the sea and his love of sculpture together. He also wants to help the environment because the statues help coral reefs to grow.

Audio script:

Presenter: Good afternoon and welcome to another in the series *Fantastic Holidays*. This week, we're looking at a very unusual place to visit. Steve Jones is going to tell us all about it. So, Steve, welcome to the show!

Steve: Thanks!

Presenter: Now, tell us a little bit about the special place you visited. Why did you go there?

Steve: Well, you see, I've always loved the sea and diving, and this is a new and really unusual underwater place to visit, so I thought it would be perfect for me.

Presenter: You mean you have to dive to get there?

Steve: Yes, that's the only way to see it because, you see, it's an underwater sculpture park. It was built by a sculptor called Jason de Caires Taylor in the Caribbean Sea.

Presenter: The Caribbean? Why did he do it there?

Steve: He's always loved the sea, he's been a sculptor for a long time – so, he wanted to bring these two things together. Also, you know, the statues actually help coral reefs to grow and this helps the environment. That's very important in the Caribbean ...

Exercise 5G

Source: Krantz, C., Norton, J. *Navigate B1 Pre-intermediate – Coursebook*. OUP: 2015. Unit 11 p. 111 ex. 6a

Listen to the second part of the interview and make notes on the following topics. (Poslechněte si druhou část rozhovoru a udělejte si poznámky k následujícím tématům.)

Recording

Grace Reef

- statues

Sixteen statues placed across a sandy area.

- weather, sand and how it changes

The weather conditions move the sand underwater so some days you can see statues and some days only three are not covered with sand.

Circle of Children

- number of statues

Twenty-six statues of children. They are in a circle.

- how long it took to make

It took around six months to make.

- how he made it

He put down each individual statue then connected them underwater.

Audio script:

Presenter: OK, can you tell us about some of the pieces he's made? Are there a lot of them?

Steve: There are actually quite a few. The first ... the first piece he did is called Grace Reef. He placed sixteen statues across a sandy area, and it's really interesting to see how they change. It isn't so deep there and the sand moves according to the weather conditions, so you can go there one day and there'll be ten statues, you go there another day and there'll be only three.

Presenter: Wow, that sounds really interesting, tell us a bit about the big circle of children that he's made.

Steve: Well, that's actually made of 26 different children. It took him around six months to make and weighs ... I don't know, about fifteen tonnes. And because it's so heavy, he couldn't put it all down in one piece, so he put each individual statue down and then connected them all underwater. It wasn't easy, but he didn't give up! I think he spent about a week underwater, you know, moving sand and rocks.

Presenter: That's amazing and I think I'd really like to see it.

Steve: Yes, it's really worth a visit.

Presenter: Well, thanks for coming into the studio, Steve. If you are interested in going to this wonderful underwater sculpture park, you can find more information on our website ...

Now you can go check your answers with the key. (Nyní si můžete své odpovědi zkontrolovat s klíčem.)