

We are excited to have you taking part of a meeting on KUDO. Please refer to the items below to help you prepare and make the most of the presentation.

.....

A Good Headset

- Ideally, a USB Headset.
(Professional-grade is highly recommended)
- Avoid using earbuds type unless you are following from your phone.
- Place the microphone close to your mouth but avoid breathing into it.

Internet Connectivity

- Use Google Chrome as your browser.
 - Use a wired connection.
(Preferred)
 - If wired connection is not available, use high-speed Wi-Fi instead.
(Ideally 20 and 5 Mbps, for download and upload respectively. 5Ghz / 802.11ac is highly recommended)
-

Stay Updated

Make sure you have the latest version of the KUDO app and Google Chrome before joining a meeting. Click on the links bellow to download them:



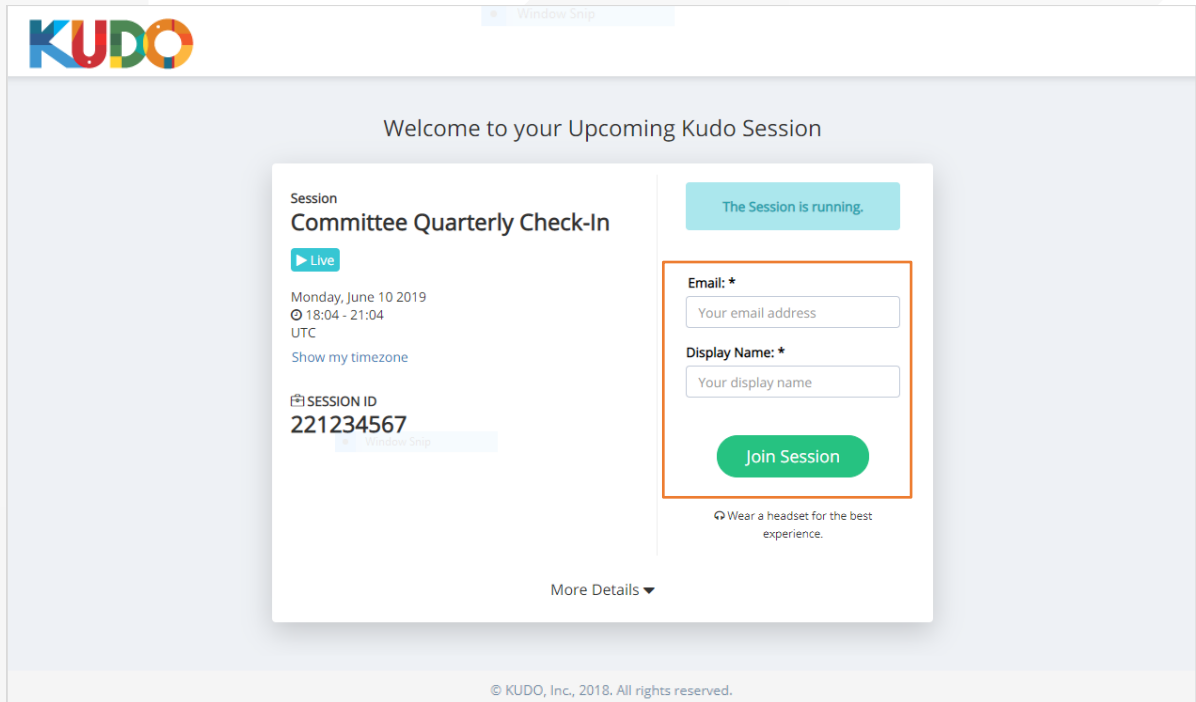
*Screen-sharing extension for Google Chrome



If you need help contact support@kudoway.com

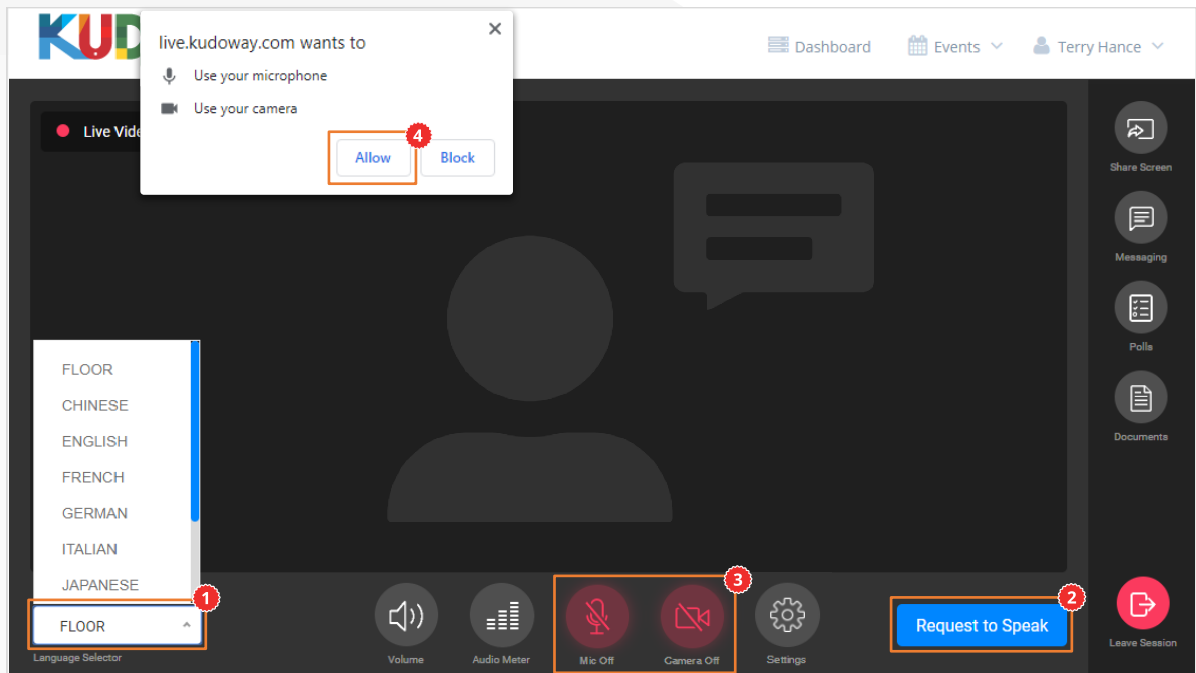
From a computer

1



On **Google Chrome** go to the **provided link**.
Fill out the form, click **Join Session**, and you're in!

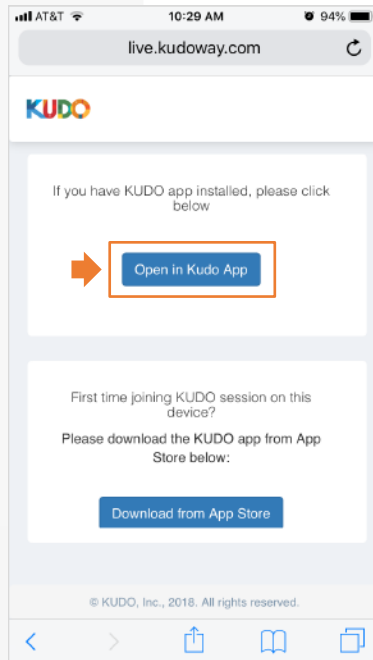
2



Once you are in, click on **Floor** and choose your **preferred language** from the dropdown list.¹
To speak, click on **Request to Speak**² (if required), and activate your Camera and Mic once cleared.³
If this is your first time on KUDO, click **Allow** when prompted, to enable the use of your devices.⁴

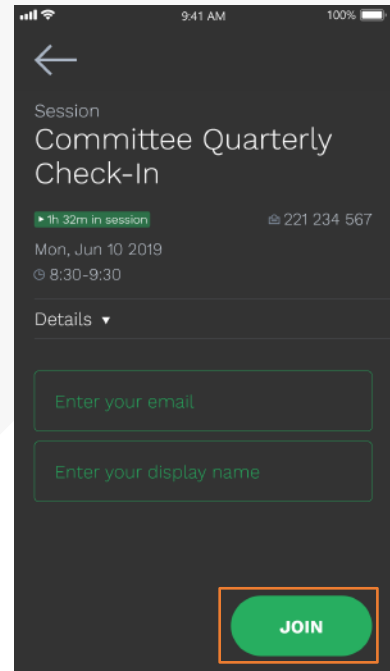
From a smartphone

1



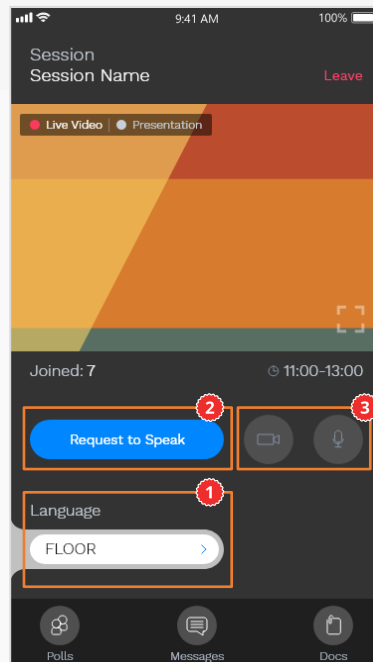
On your smartphone go to the **provided link** and select **Open in Kudo App**.

2



Fill out the form, Select **Join** and you're in!

3



Once you are in, select **Floor** and choose your preferred language.¹ To speak, select **Request to Speak**² (if required), and activate your Camera and Mic³ once cleared.