

**MŮJ
PRVNÍ
PRACOVNÍ
SEŠIT Z ČJ**

~

**PRO ŽÁKY
CIZINCE**

Mgr. Anna Flanderková

Úvod:

Vážení kolegové, kolegyně a milí žáci,

tento pracovní sešit je především určen pro žáky – cizince na českých školách, kteří se seznamují s českým jazykem. Naše mateřština, jak je dobře známo, je jedním z nejbohatších a nejtěžších jazyků světa a tento sešit by měl pomoci s prvními kroky v orientaci v něm.

Pracovní sešit je rozdělen do dvou částí. V části „Píšeme, čteme a mluvíme“ poznají žáci českou abecedu, naučí se psát písmena, vstoupí si základy gramatiky českého jazyka a základy potřebné pro běžnou komunikaci. V části „Poznáváme svět kolem nás“ je maximálně využito obrázků. Tato část vytvoří žákům pro začátek dostatečnou slovní zásobu. Obě části je dobré vhodně propojovat.

Věřím, že tento pracovní sešit Vám pomůže a usnadní práci Vám i Vaším žákům – cizincům.

Obsah:


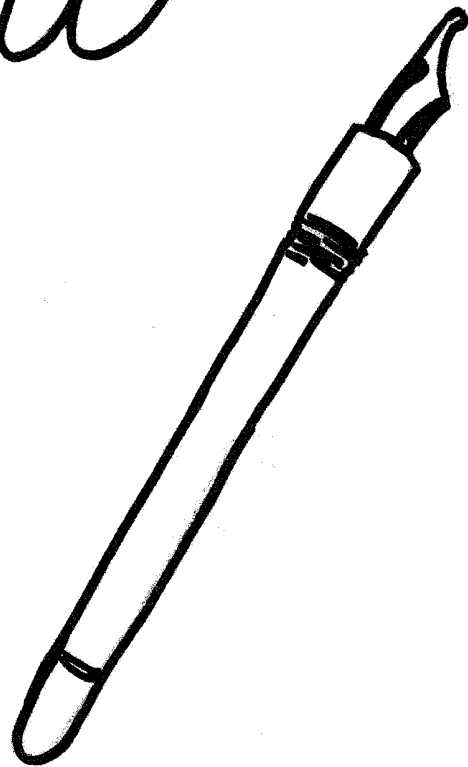
<i>Píšeme, čteme a mluvíme</i>	3
1. Moje první psaní	4
2. Písmena z abecedy	19
3. Konverzace a gramatika	23
<i>Poznáváme svět kolem nás</i>	42
4. Moje tělo.....	43
5. Moje rodina	50
6. Hurá do školy	54
7. Bydlíme doma	59
8. Den, měsíc a počasí.....	73
9. Jíme, pijeme a vaříme v kuchyni	76
10. Ovoce a zelenina	83
11. Hrajeme si s hračkami.....	89
12. Oblékáme se a obouváme	94
13. Jedeme, plujeme, letíme.....	101
14. Domácí zvířata.....	105
15. Zvířata, která létají.....	112
16. Co žije v přírodě.....	116
17. Co žije ve vodě	121
18. Zvířata ze ZOO	125
19. Rostliny.....	133
20. Roční období a sporty.....	141
21. Pracujeme s nářadím	148
22. Hudební nástroje	152

**PÍŠEME,
ČTEME
A
MLUVÍME**

1.

moje první

psaní



a

à

a

à

o

ó

o

ó

ao

N

n

J

j

W

w

U

u

Jai

u

ü

é

è

y

ÿ

ÿ

ÿ

ü ü y

m

me

M

Mama

l

lo

L

lL

Mula

s

si

ſ

ſam

ſ

ſö

ſ

ſi

ſäsa

n

na

P

Pp

N

Ni

To

Ta

j

jä

J

Jula

n

ne

n

nn

Ina

d

da

D

Doma

k

ku

K

Kamil

Dana

R

rak

R

Ry

ř

řka

Ř

Řř

Řip

U

U

U

U

U

U

U

U

U

c

ca

č

čo

č

čelo

č

č

č

černík

pračka

b

bi

B

Bob

ch

chiva

Ch

Chib

Chlapec

g

guma

G

Gg

f

F

Fik

Gabinna

2.

písmena

in abecedy

A

c

e

f

d

D

g

h

MEZI TVARY NAJDI PÍSMENA Z ABECEDY.

Handwritten cursive letters scattered on the page, including: p, y, z, A, L, y, w, a, z, y, s, D, f, m, l, w, B, j, z, D.

SPOJ PSACÍ PÍSMENO S TISKACÍM. (NAPŘ.: a — A)

Handwritten cursive letters scattered on the page, including: D, a, F, c, u, m, /, B, i, r, T, d, h, H, E, f, A, M, z.

DOPLŇ PÍSMENA DO MALE' PSACÍ ABECEDY.

a b _ č d d' e f g _ ch _ _ _ l m
n ň o _ q r ř _ š _ ť u _ w x
y _ _

DOPLŇ PÍSMENA DO VELKÉ PSACÍ ABECEDY.

_ B _ Č _ Ď _ F G _ _ _ _
_ M _ Ň _ Q _ Ř _ Ÿ _
Š U _ W X Y _ Ž

ZAKROUŽKUJ TISKACÍ PÍSMENA.

U A a H m L N P E
R d V l y M u O
T x D K n S n f

PODLE DIKTÁTU UKAZUJ RYCHLE PÍSMENA.

Q	W	E	R	T	Z	U	I	O	P	A	S	D	F	G
	H	J	K	L	Y	X	C	V	B	N	M			

ČTI PÍSMENA.

m M s d k ě l V T D a m n n N
b S w w A E f g i K O o F L P n n y
ž B c e h J ch l p ů R U Z š CH j š

PŘEPIŠ SLOVA PSACÍM PÍSMEM.

televize -	mýdlo -
babička -	dům -
rodiče -	stoleček -
postel -	prkno -
květina -	dědeček -
slepice -	knoflík -


3.

konverzace

a

gramatika

1. JAK SE JMENUJEŠ? ODKUD JSI?



- STÁTŮ KONČÍCÍ NA -o:

	<u>Slovensko</u>	<u>Německo</u>	<u>Polsko</u>	<u>Rusko</u>	<u>Mongolsko</u> ...
	↓	↓	↓	↓	↓
<u>JA' JSEM:</u>	<u>z Slovenska</u>	<u>z Německa</u>	<u>z Polska</u>	<u>z Ruska</u>	<u>z Mongolska</u>


- STÁTŮ KONČÍCÍ NA -a:

	<u>Barma</u>	<u>Čína</u>	<u>Ukrajina</u>	<u>Kanada</u>
	↓	↓	↓	↓	
<u>JA' JSEM:</u>	<u>z Barmy</u>	<u>z Číny</u>	<u>z Ukrajiny</u>	<u>z Kanady</u>	

- STÁTŮ KONČÍCÍ NA -ie:

	<u>Francie</u>	<u>Malaisie</u>	<u>Arábie</u>	<u>Indie</u>	...
	↓	↓	↓	↓	
<u>JA' JSEM:</u>	<u>z Francie</u>	<u>z Malaisie</u>	<u>z Arábie</u>	<u>z Indie</u>	

PŘECHYLOVÁNÍ = tvorba ženského tvaru z mužského

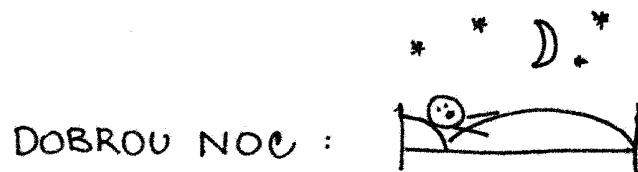
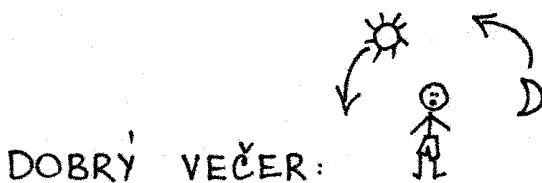
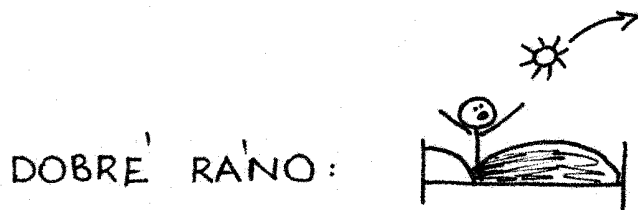





- | | | |
|-----------|---|------------|
| Slovák | → | Slovenka |
| Němec | → | Němka |
| Polák | → | Polka |
| Rus | → | Ruska |
| Mongol | → | Mongolka |
| Barmánc | → | Barmánka |
| Čínan | → | Čínanka |
| Ukrajinec | → | Ukrajinka |
| Kanadčan | → | Kanadčanka |
| Francouz | → | Francouzka |
| Arab | → | Arabka |
| Ind | → | Indka |
| Vietnámec | → | Vietnámka |

⋮



② POZDRAVY A ZÁKLADNÍ FRAZE



Prosím.

Děkuji.

Potřebuji pomoc.

Kde bydlíš?

Ja' bydlím v... (Poděbradech).

Jaké máš telefonní číslo?

Moje číslo je ... (012 345 678).

Kolik je ti let?

Je mi (10) let.

Jak se máš?

Ja' se mám (dobře / špatně).

Co ti baví? Co máš rád?

Baví mě (Mám rád) (čtení, sport, učení, zvířata, ...).

Kolik je hodin?

Je (6) hodin.

Co hledáš? Hledáš něco?

Ja' hledám (klíče).


Řekni mi!


Mám hlad. Mám žízeň.


Co si dáš k jídlu? Co si dáš k pití?

Kolik to stojí? (Kolik je to peněz?)

Zaplatím, prosím.

 POLICIE
158


 HASIČI
150

 ZÁCHRANNA' SLUŽBA
155

U LÉKAŘE:

Kde je tu lékař? Potřebuji lékaře!

Co si bolí?



Jsem nemocný.

Mám teplotu.

Mám rýmu.

Mám kašel.

Je mi špatně.



Nemůžu dýchat.

Spálil jsem se.

Řízl jsem se.

Upadl jsem.

Mám zlomenou ruku /
nohu.

ZÁCHRANNA SLUŽBA 
 155

3. PODSTATNÁ JMÉNA

= názvy osob (lidí), zvířat, věci

ROD: ŽENSKÝ: (ukážeme si TA →)

TA
ŽENA



- většinou končí na a nebo e
↳ KOČKA, HOLKA, MÁMA, SESTRA, RUKA, ...
↳ ŽIDLE, ČEPICE, RŮŽE, OPICE, ...
- ta kočka, ta máma, ta ruka, ...

MUŽSKÝ: (ukážeme si TEN →)

TEN
MUŽ



- končí na souhlásku
↳ PES, STUDENT, ŠKOLÁK, DŮM, STŮL, HRAD, ...
- ten pes, ten student, ten školák,
ten dům, ten stůl, ...

STŘEDNÍ: (ukážeme si TO →)

TO
DÍTĚ



- většinou končí na o
↳ AUTO, SKLO, MĚSTO, OKO, ...
- to auto, to sklo, to město, ...

URČÍ RODY:


	muž		
	člověk	bratr	kolo
		mič	kladivo
dům	židle		
	seba	slépice	rámek
hodina	hlava	mýdlo	okurka

ČÍSLO:


JEDNOTNĚ:

1 člověk 


1 věc 

1 zvíře 

MNOŽNĚ:

více lidí 

více věcí 

více zvířat 

4.

SLOVESA

OSOBY A ČÍSLO:











OSOBY

JEDNOTNÉ ČÍSLO

1. ja
2. ty
3. on, ona, ono

MNOŽNÉ ČÍSLO

1. my
2. vy
3. oni, ony, ona




SLOVESO	JA'	TY	ON, ONA, ONO
psát	pišu	piš <u>íš</u>	piše
pít (piti)	piju	pij <u>íš</u>	pije
jíst (jídlo)	ji'm	ji <u>š</u>	jí
bydlet	bydlím	bydl <u>íš</u>	bydlí
malovat	maluju	maluj <u>íš</u>	maluje
divat se	divám se	divá <u>š</u> se	divá se
učit se	učím se	učí <u>š</u> se	učí se
sedět	sedím	sed <u>íš</u>	sedí
léčit	léčím	léčí <u>š</u>	léčí
⋮			

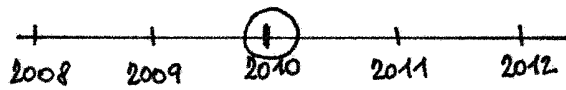
SLOVESO	MY	VY	ONI, ONY, ONA
psát	piš <u>íme</u>	piš <u>íte</u>	piš <u>í</u>
pít	pij <u>íme</u>	pij <u>íte</u>	pij <u>í</u>
jíst	ji <u>me</u>	ji <u>te</u>	ji <u>í</u>
bydlet	bydl <u>íme</u>	bydl <u>íte</u>	bydl <u>í</u>
malovat	maluj <u>íme</u>	maluj <u>íte</u>	maluj <u>í</u>
divat se	divá <u>me</u> se	divá <u>te</u> se	divá <u>jí</u> se
učit se	učí <u>me</u> se	učí <u>te</u> se	učí <u>í</u> se
sedět	sed <u>íme</u>	sed <u>íte</u>	sed <u>í</u>
léčit	léčí <u>me</u>	léčí <u>te</u>	léčí <u>í</u>
⋮			

ČAS:

MINULÝ: to, co bylo



PŘÍTOMNÝ: to, co je teď



BUDOUCÍ: to, co bude



SLOVESO BYT = existovat

	MINULÝ ČAS	PŘÍTOMNÝ ČAS	BUDOUCÍ ČAS
JEDNOTNÉ ČÍSLO	1. JA jsem byl(a)	JA jsem	JA budu
	2. TY jsi byl(a)	TY jsi	TY budeš
	3. ON, ONA, ONO byl(a)	ON, ONA, ONO je	ON, ONA, ONO bude
MNOŽNÉ ČÍSLO	1. MY jsme byli	MY jsme	MY budeme
	2. VY jste byli	VY jste	VY budete
	3. ONI, ONY, ONA byli	ONI, ONY, ONA jsou	ONI, ONY, ONA budou

SLOVESO MIT = něco vlastnit

	MINULÝ ČAS	PŘÍTOMNÝ ČAS	BUDOUCÍ ČAS
JEDNOTNÉ ČÍSLO	1. JA jsem měl(a)	JA mám	JA budu mít
	2. TY jsi měl(a)	TY máš	TY budeš mít
	3. ON, ONA, ONO měl(a)	ON, ONA, ONO má	ON, ONA, ONO bude mít
MNOŽNÉ ČÍSLO	1. MY jsme měli	MY máme	MY budeme mít
	2. VY jste měli	VY máte	VY budete mít
	3. ONI, ONY, ONA měli	ONI, ONY, ONA mají	ONI, ONY, ONA budou mít

5.

VLASTNOSTI (PŘÍDAVNÁ JMÉNA)

• URČENÍ KONCOVEK V PŘÍDAVNÝCH JMÉNECH

ŽENSKÝ ROD:

TA malá holka 

TA dřevěná židle 

TA hezká květina 

MUŽSKÝ ROD:

TEN velký kluk 


TEN veselý obličej 

TEN smutný obličej 


STŘEDNÍ ROD:

TO hodné dítě 

TO barevné pero 

TO velké auto 

6. PŘEDLOŽKY



DO domu



V domě



Z domu



NA domě



NAD domem




POD domem



PŘED domem



ZA domem



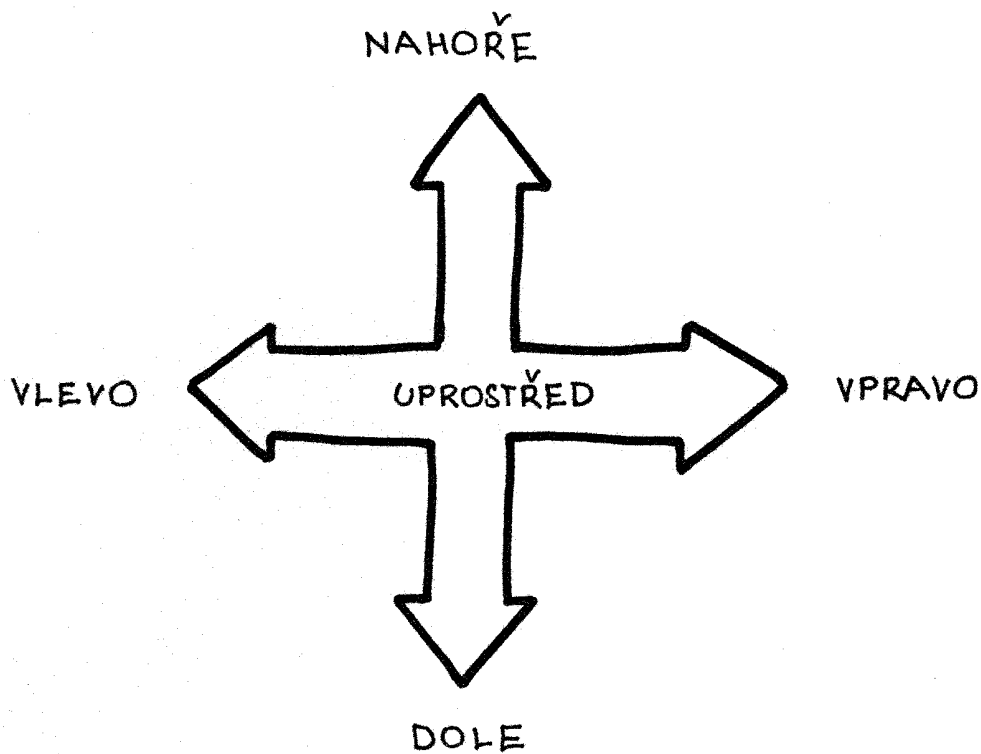
MEZI domy




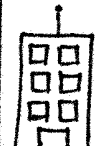




U domu
VEDLE domu

7.

SMĚRY

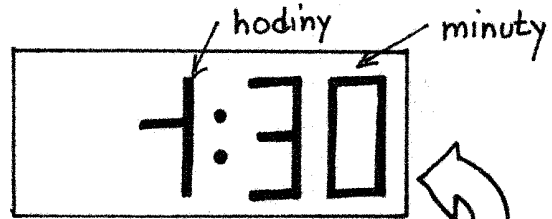
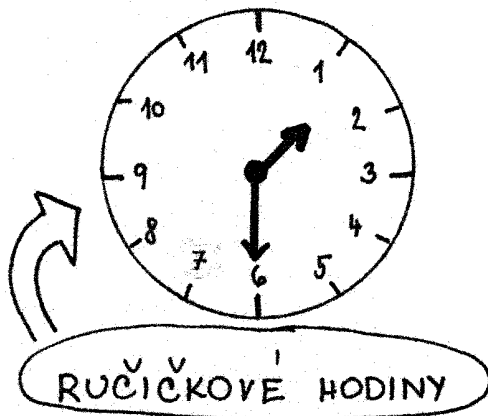


URČUJ SMĚRY:

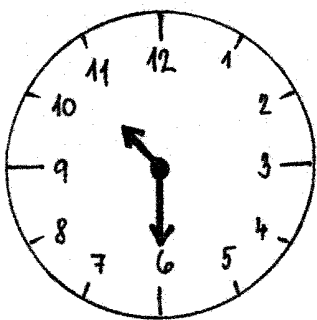
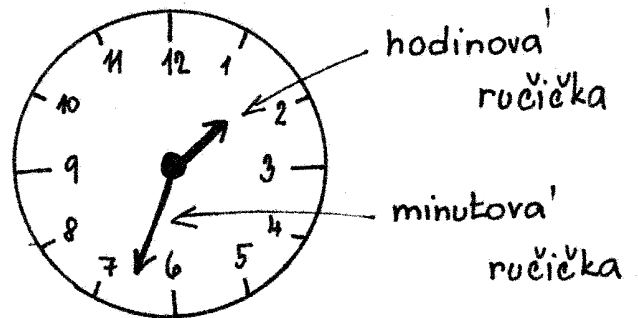
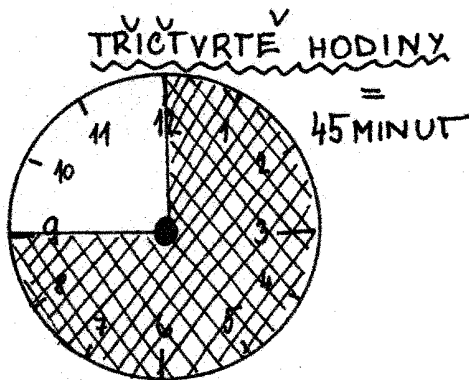
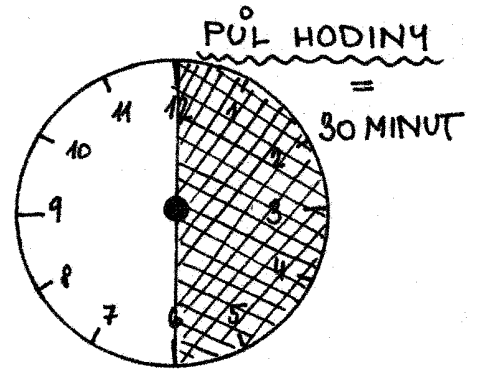
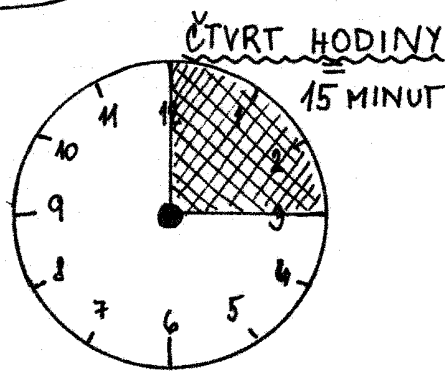
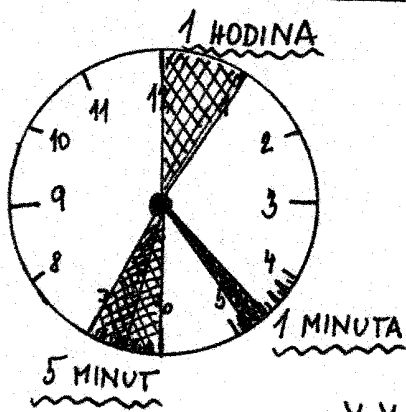
 stromy	 dům	škola
pošta 	náměstí	 park
obchod	 pokraviny	hřiščí 

8.

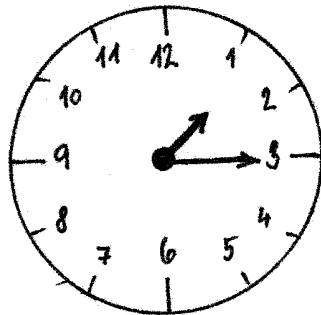
HODINY



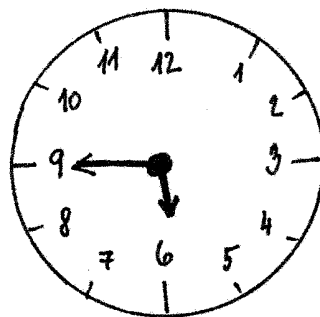
DIGITÁLNÍ HODINY



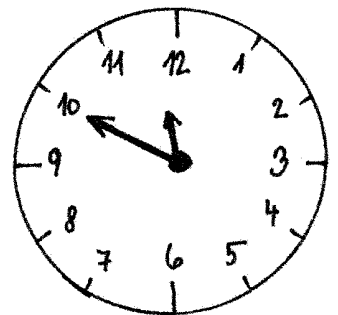
↳ půl jedenácté
↳ 10 hodin a 30 min.



↳ čtvrt na dvě
↳ 1 hodina a 15 minut



↳ tři čtvrtě na šest
↳ 5 hodin a 45 minut



↳ na 10 min. 12 h.
↳ 11 hodin a 50 minut

9. KRÁTKÉ A DLOUHÉ SAMOHLÁSKY

SAMOHLÁSKY : KRÁTKÉ : a u i o u y
DLOUHÉ : á í ú ó ů ě ý

- Podtrhni krátké samohlásky:
pes, kočka, máma, sába, babička, dům, kolo,
den, škola, noc, penál, taška, pítí, hmyx
- Podtrhni dlouhé samohlásky:
lípa, květina, písek, vítr, kůň, vítr, Tomáš, síl,
salám, křiváčka, byt, stůl, opice, kamarád
- Doplň a rozděľ na slabiky:
a-á : n-no, br-br, hl-na, m-městi, p-ek, j-
e-é : l-s, pol-dne, st-pice, b-ta, kvě- , past-ka
i-í : hod-na, čep-ce, m-č, d-tě, obl-čej, p-seň
o-ó : m-o, skl-, p-stel, k-lo, H-mxa, k-kuma
y-ý : m-dlo, b-den, nab-tek, st-šek, m-š, jak-k
- Psaní í - ů:
í - píše se na začátku slova (úhol, ústa, únor)
ů - píše se uprostřed nebo na konci slova (dům, stůl, vítr, domů)

ČTI SLABIKY:

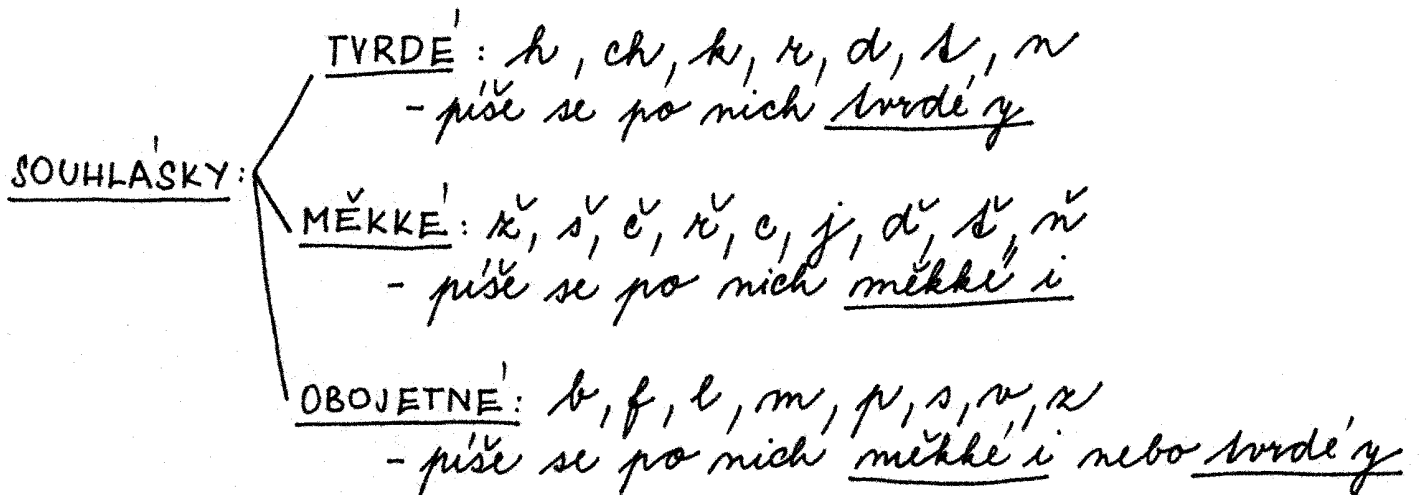
◦ HA HE HY HO HU HA' HE' HY' HO' HU°
 ◦ CHA CHE CHY CHO CHU CHA' CHE' CHY' CHO' CHU°
 ◦ KA KE KY KO KU KA' KE' KY' KO' KU°
 ◦ RA RE RY RO RU RA' RE' RY' RO' RU°
 ◦ DA DE DY DO DU DA' DE' DY' DO' DU°
 ◦ TA TE TY TO TU TA' TE' TY' TO' TU°
 ◦ NA NE NY NO NU NA' NE' NY' NO' NU°

◦ ŽA ŽE ŽI ŽO ŽU ŽA' ŽE' ŽI' ŽO' ŽU°
 ◦ ŠA ŠE ŠI ŠO ŠU ŠA' ŠE' ŠI' ŠO' ŠU°
 ◦ ČA ČE ČI ČO ČU ČA' ČE' ČI' ČO' ČU°
 ◦ ŘA ŘE ŘI ŘO ŘU ŘA' ŘE' ŘI' ŘO' ŘU°
 ◦ CA CE CI CO CU CA' CE' CI' CO' CU°
 ◦ JA JE JI JO JU JA' JE' JI' JO' JU°
 ◦ ĎA ĎE ĎI ĎO ĎU ĎA' ĎE' ĎI' ĎO' ĎU°
 ◦ ŤA ŤE ŤI ŤO ŤU ŤA' ŤE' ŤI' ŤO' ŤU°
 ◦ ŇA ŇE ŇI ŇO ŇU ŇA' ŇE' ŇI' ŇO' ŇU°

◦ BA BE BI BY BO BU BA' BE' BI' BY' BO' BU°
 ◦ FA FE FI FY FO FU FA' FE' FI' FY' FO' FU°
 ◦ LA LE LI LY LO LU LA' LE' LI' LY' LO' LU°
 ◦ MA ME MI MY MO MU MA' ME' MI' MY' MO' MU°
 ◦ PA PE PI PY PO PU PA' PE' PI' PY' PO' PU°
 ◦ SA SE SI SY SO SU SA' SE' SI' SY' SO' SU°
 ◦ VA VE VI VY VO VU VA' VE' VI' VY' VO' VU°
 ◦ ZA ZE ZI ZY ZO ZU ZA' ZE' ZI' ZY' ZO' ZU°

10.

TVRDÉ A MĚKKÉ SOUHLÁSKY



- Podtrhni tvrdé souhlásky:
byden, dýmka, ryč, hodina, dítě,
- Podtrhni měkké souhlásky:
dívka, židle, věci, číslo, kyška, květina, křišťál,
ručička,
- Doplň:
knih_, noh_, úst_, karpouch_, oř_šek, j_dlo,
k_ce, ráhon_, č_banka, kárák_, d_vky, park_,
př_, č_ř_, dlouh_, uš_, kelen_na, k_kala

11.

DRUHY VĚT

OZNAMOVACÍ •

- něco někomu říkáme (oznamujeme)

TAZACÍ ?

- ptáme se

ROZKAZOVACÍ !

- rozkazujeme, přikazujeme

PŘACÍ •, !

- něco si přejeme

ZA VĚTY DOPLŇ ZNAMÉNKA:

Ahoj Já se jmenuji Anna Jak se jmenuješ
ty Já jsem z České republiky Odkud
jsi ty Napiš to Přeji si psa

POZNÁVÁME

SVĚT

KOLEM NÁS


~

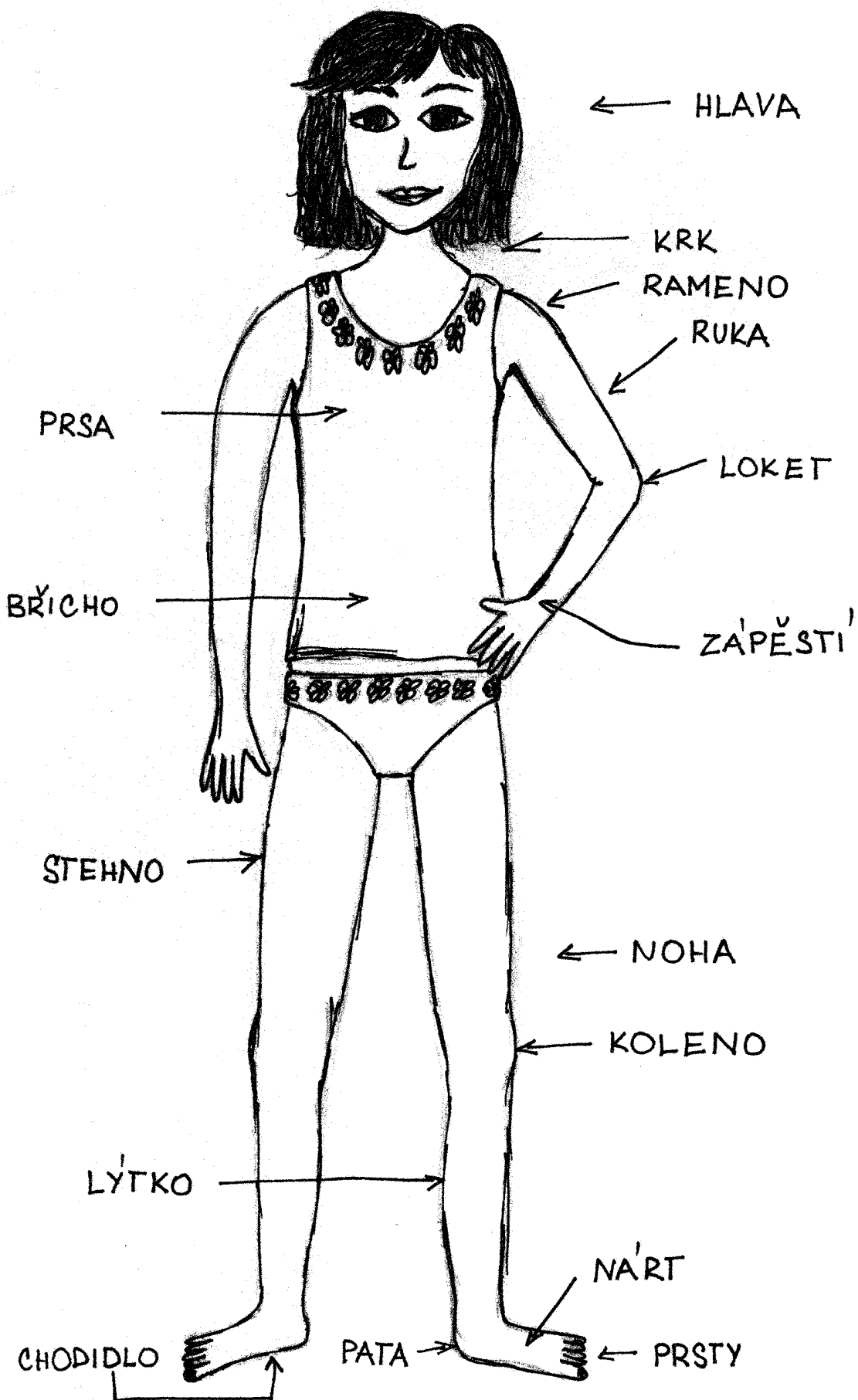
OBRÁZKOVÁ

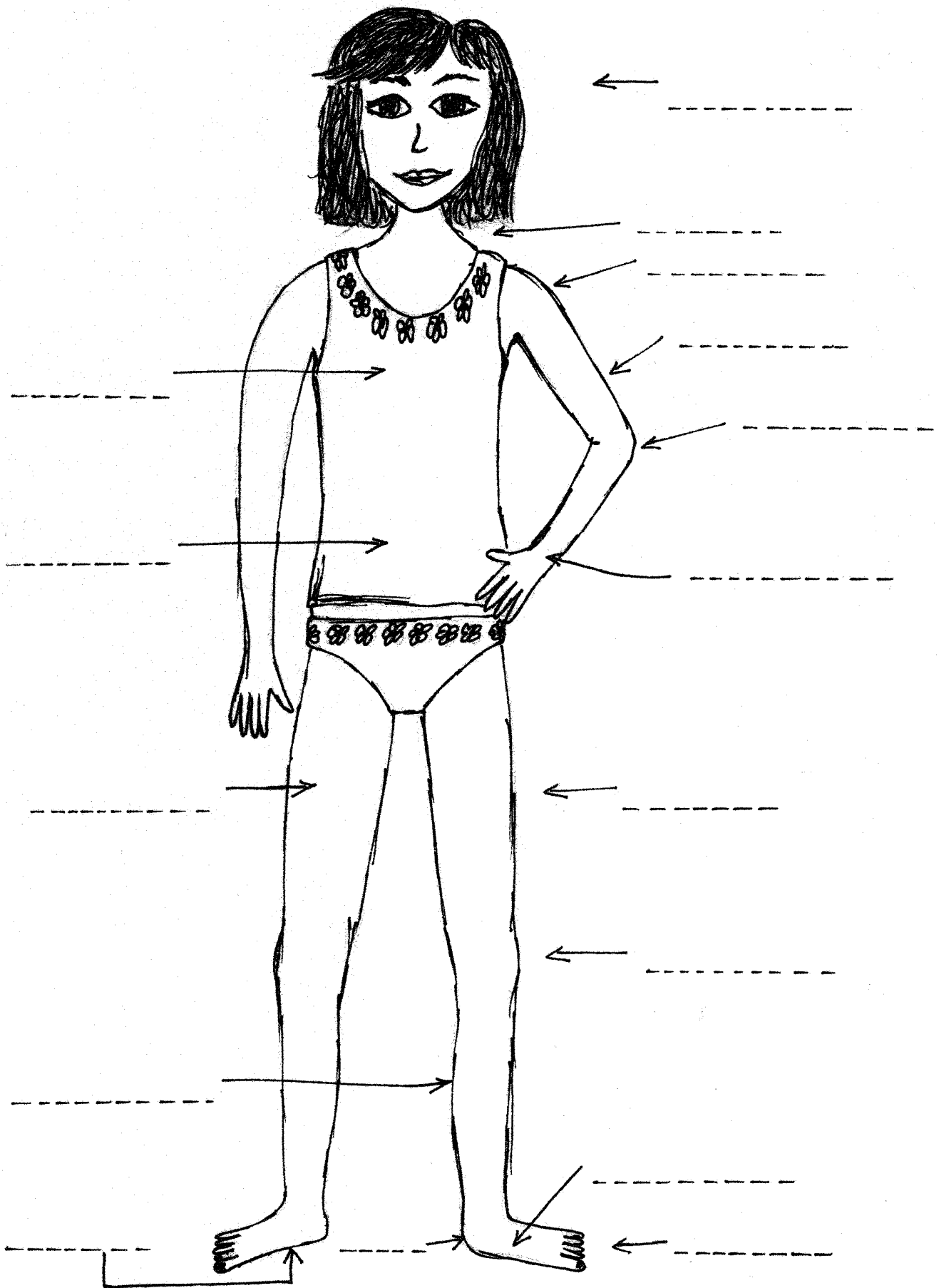
ČÁST

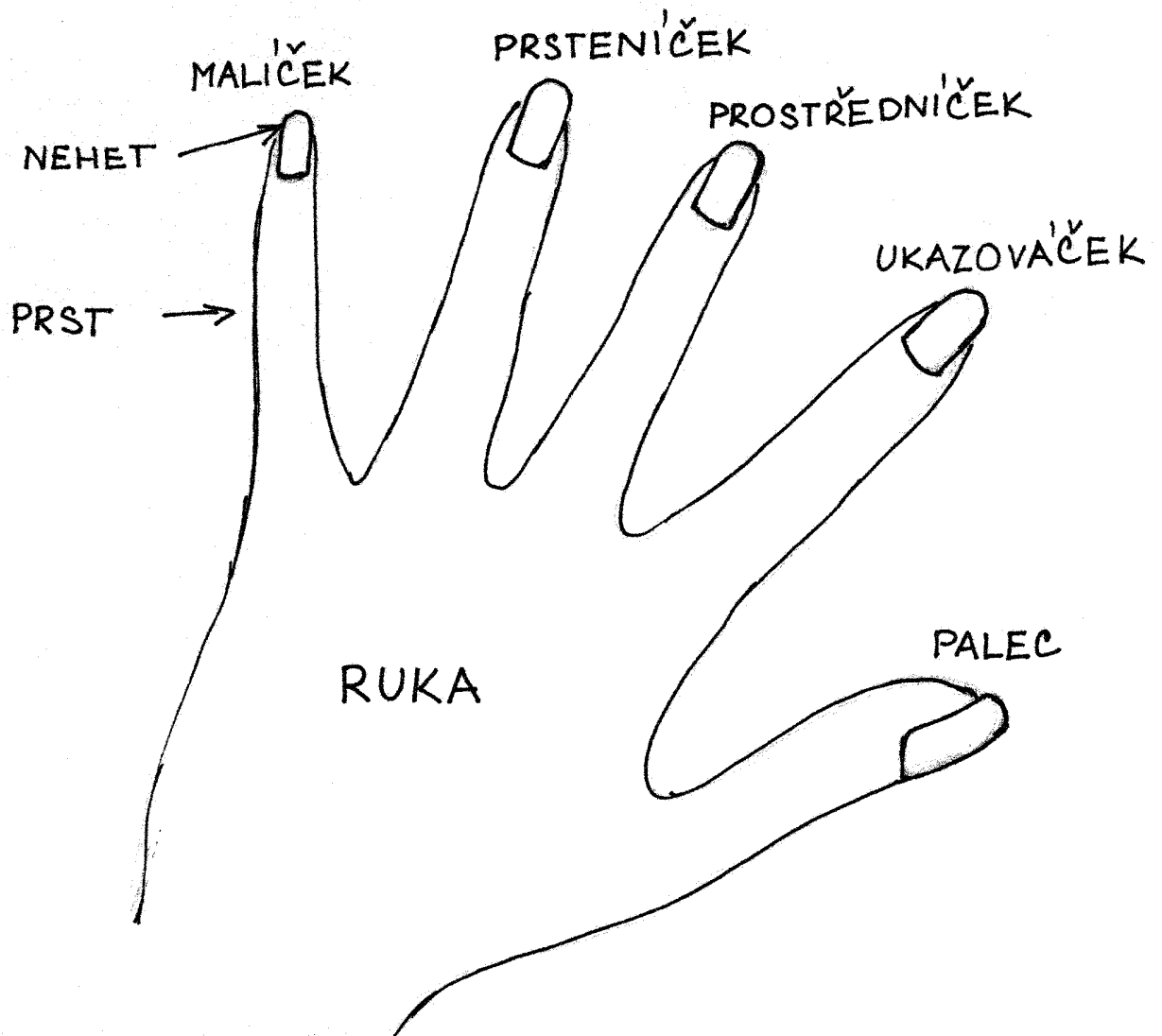
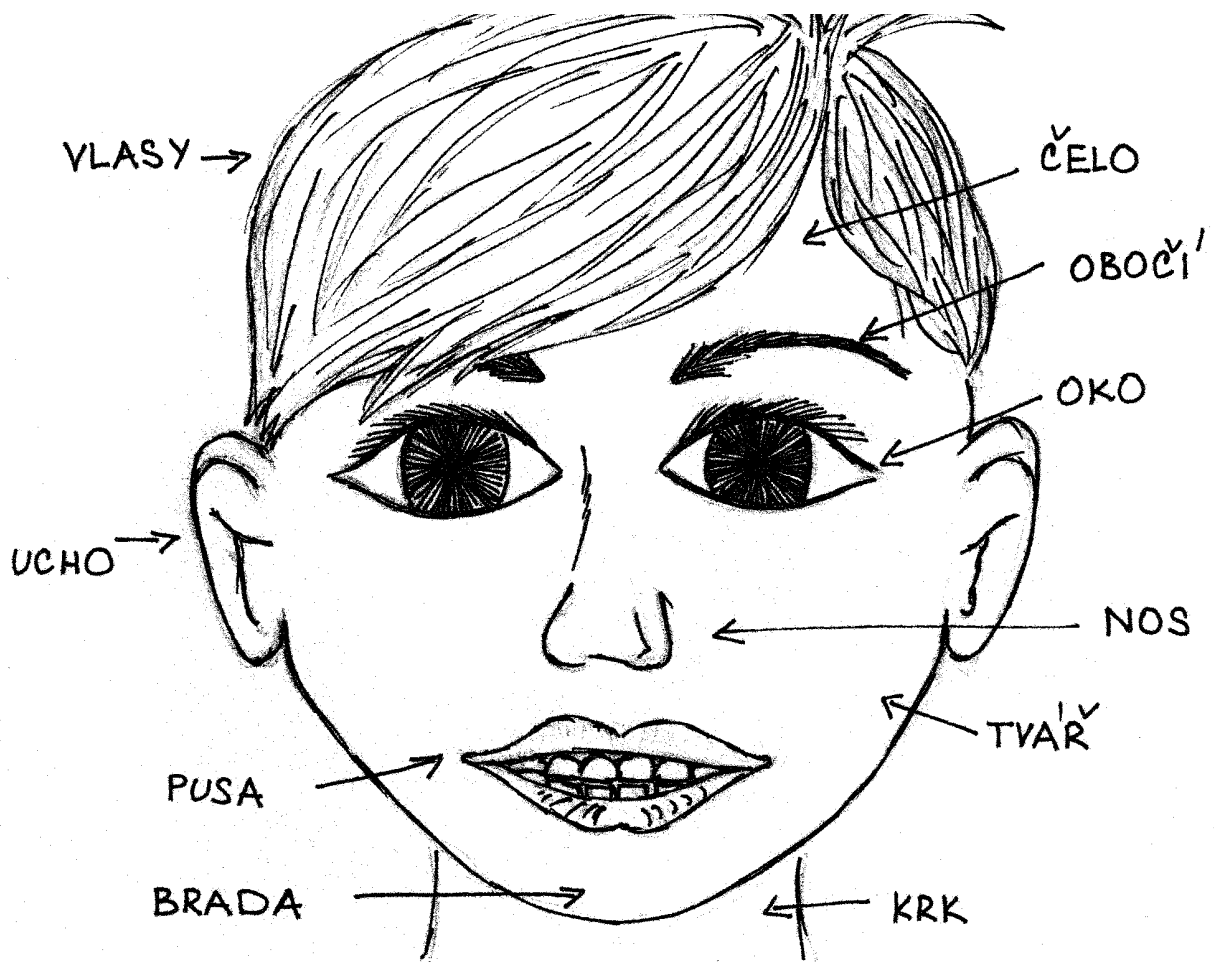
4.



moje
šilo





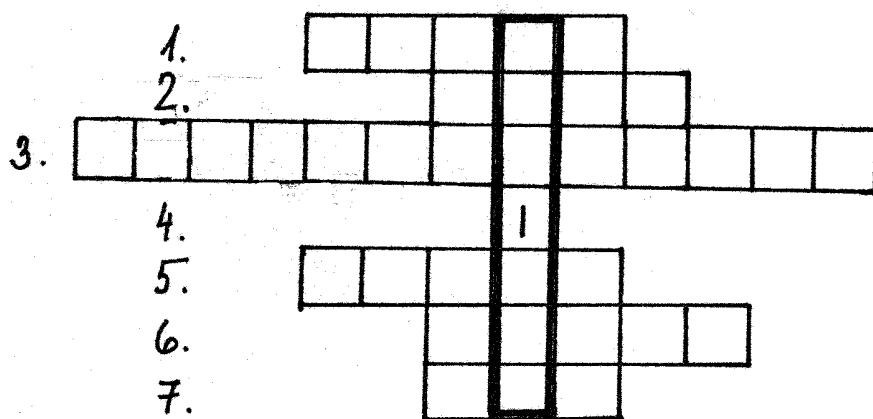







DOPLŇ KRÍŽOVKU. JAKÁ ČÁST TĚLA VYŠLA V TAJENCE?

1. Část uprostřed těla (je na ní pupík).
2. Chodíme po nich a jsou dvě.
3. Prst, který je uprostřed mezi ostatními prsty.
4. 1"
5. Co je pod pusou?
6. Na čem rostou vlasy?
7. Čím čicháme?



NAKRESLI (OBKRESLI) SVOJÍ RUKU A POPIŠ JÍ.




DOPLŇ ČÁSTI TĚLA.

1. Diváme se
2. Slyšíme
3. Čicháme (čicháme)
4. Na věci saháme
5. Jíme a pijeme

DOPLŇ VĚTY.

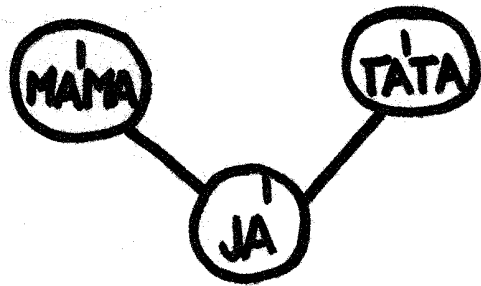
1. 1 oko - 2
2. 1 ucho - 2
3. 1 ruka - 2
4. 1 noha - 2
5. 1 prst - 2
6. 1 bráň - 2
7. 1 koleno - 2
8. 1 rameno - 2

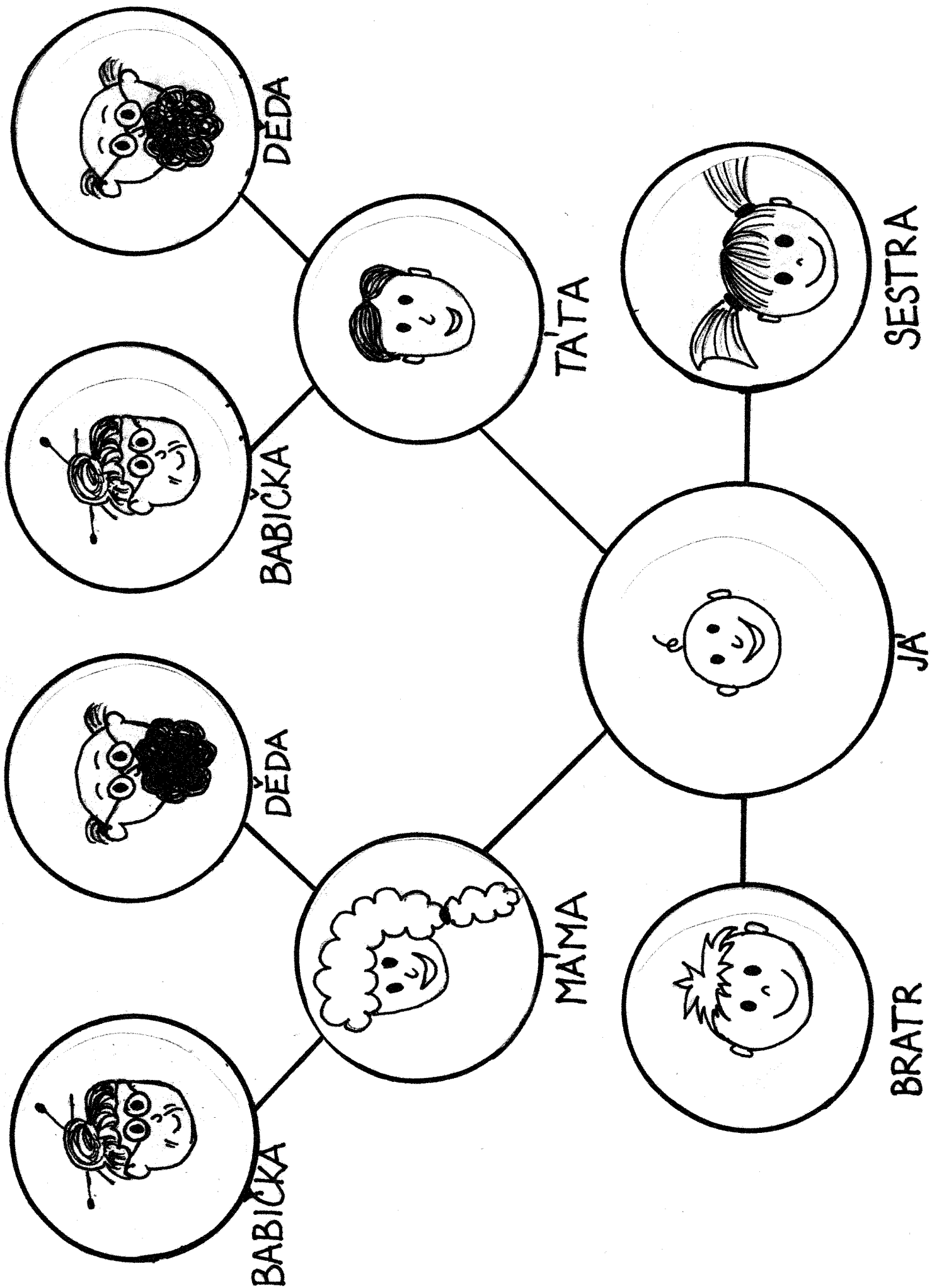
NAKRESLI A POPIŠ SVŮJ OBLIČEJ.




5.

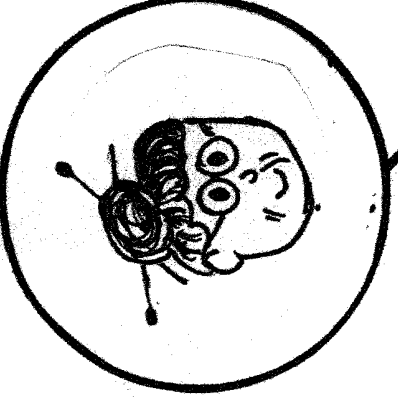
moje
rodina









moj
se imenuje




moje
se imenuje




moj
se imenuje




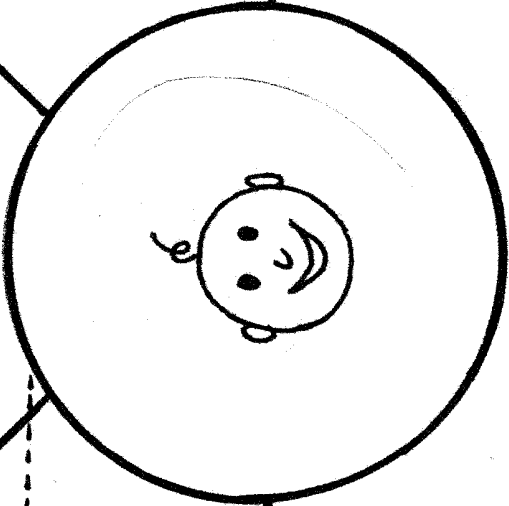
moje
se imenuje




moj
se imenuje



moje
se imenuje

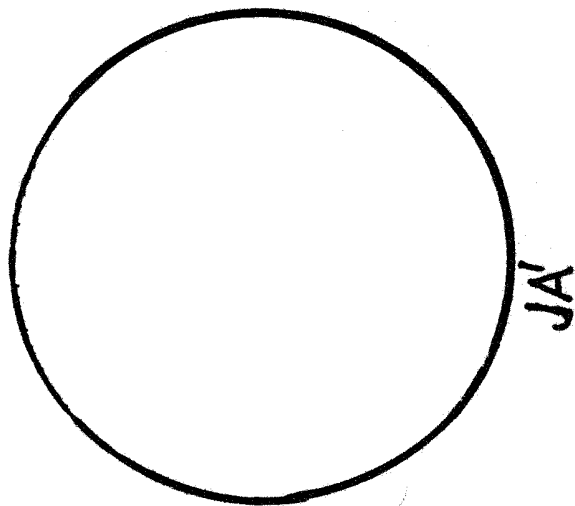


moje
se imenuje



moj
se imenuje


Nakresli svoji rodinu.

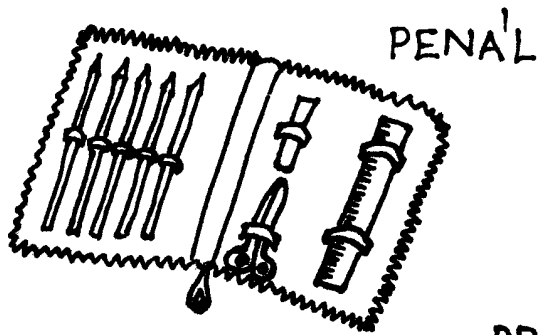


6.


hurá

do školy

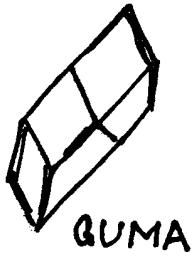




PENAĽ



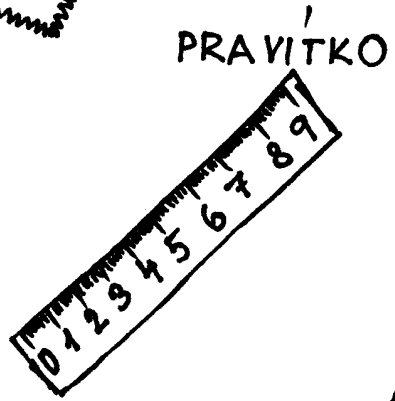
TUŽKA



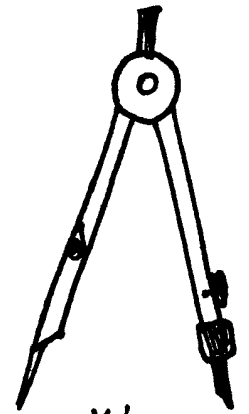
GUMA




PERO



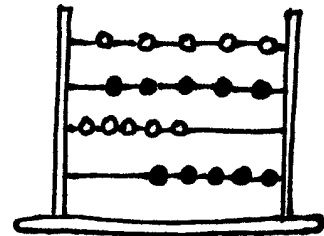
PRAVÍTKO



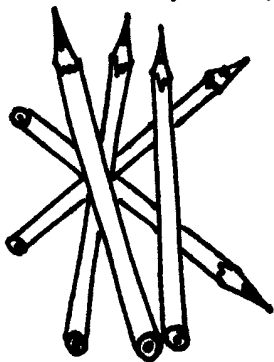
KRUŽÍTKO




KNIHA




POČÍTADLO




PASTELKY



SEŠIT




ŠTĚTEC







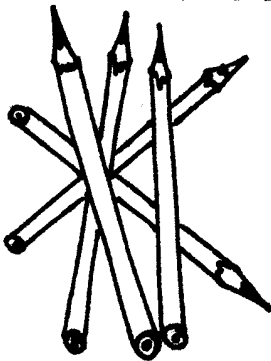
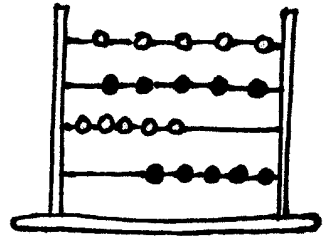

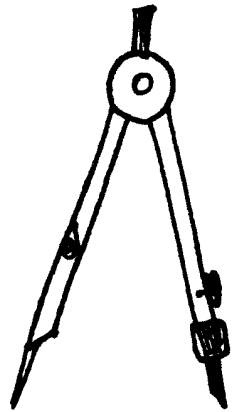
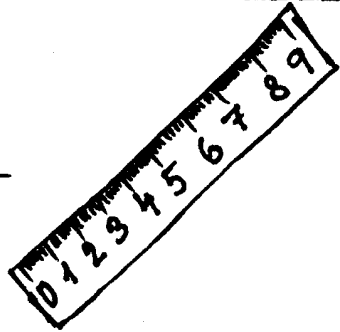
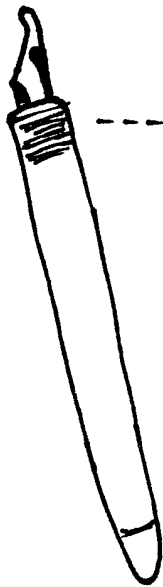
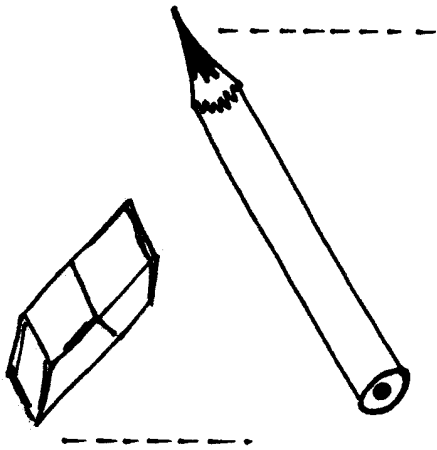
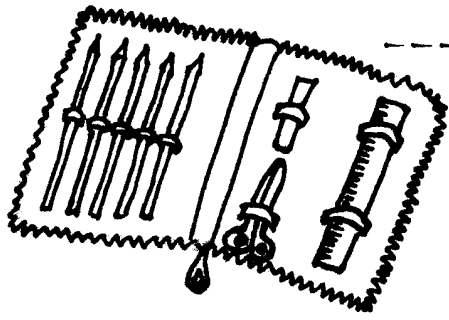
VODOVKY




ŠKOLNÍ TAŠKA



NUŽKY



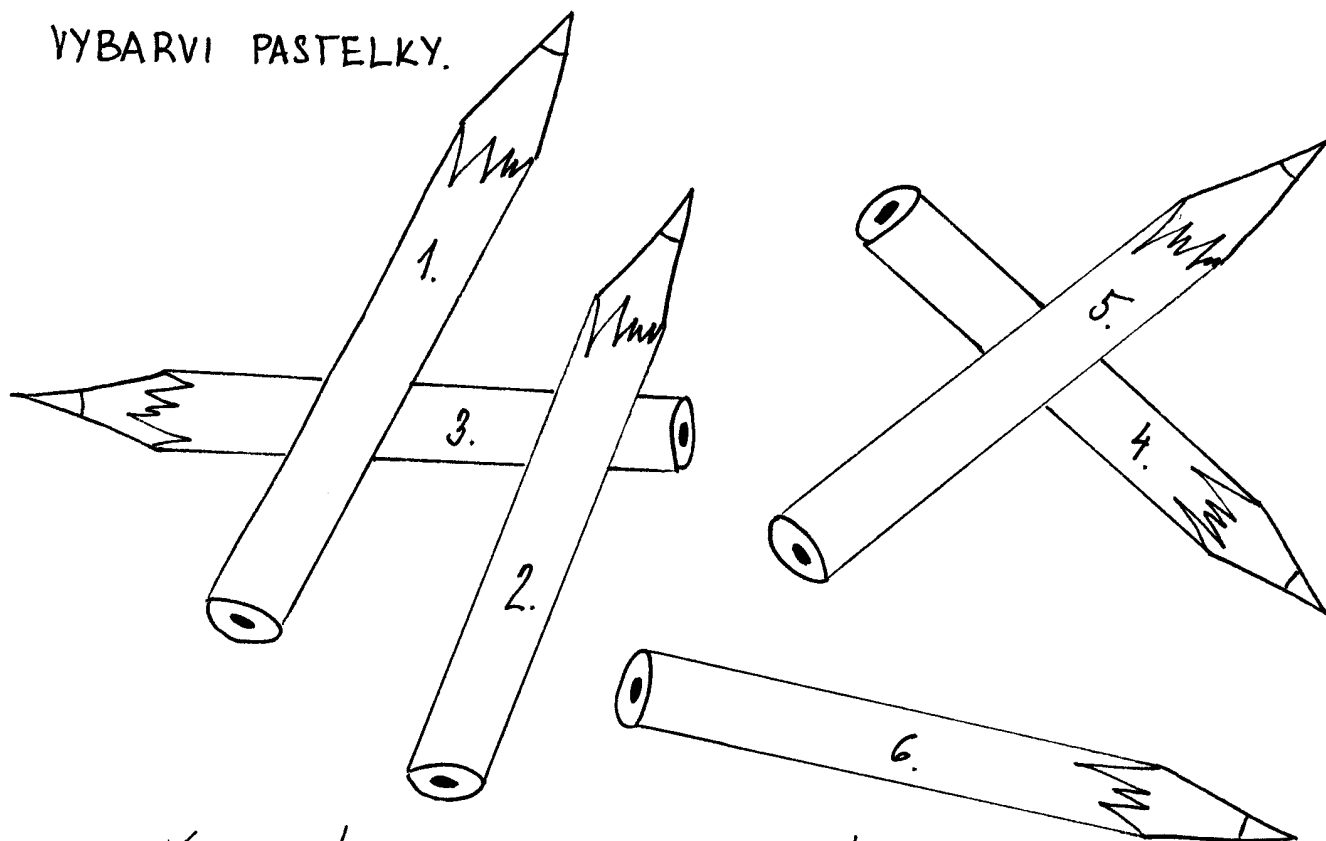
CO MÁM VE ŠKOLNÍ TAŠCE?



DOPLŇ VĚTY.

- 1) Pišeme (pastelkou, perem, pravítkem).
- 2) Čeme x (čítanky, sešitu, pera).
- 3) Striháme (suškou, perem, nůžkami).
- 4) Pišeme úholy do (sešitu, penálu, knížky).
- 5) Malujeme (pravítkem, nůžkami, pastelkami).

VYBARVI PASTELKY.

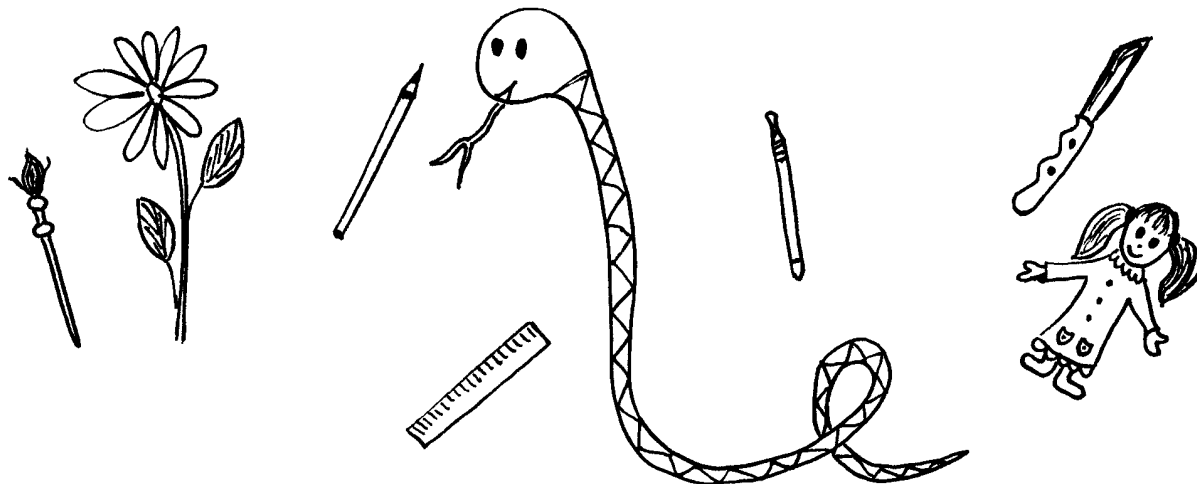


1. červená
2. zelená
3. žlutá

4. modrá
5. hnědá
6. černá

ŘÍKEJ, CO MÁŠ VE ŠKOLNÍ TAŠCE TY.

ZAKROUŽKUJ, CO DO ŠKOLY PATŘÍ A ŠKRTNI, CO DO ŠKOLY NEPATŘÍ.



7.

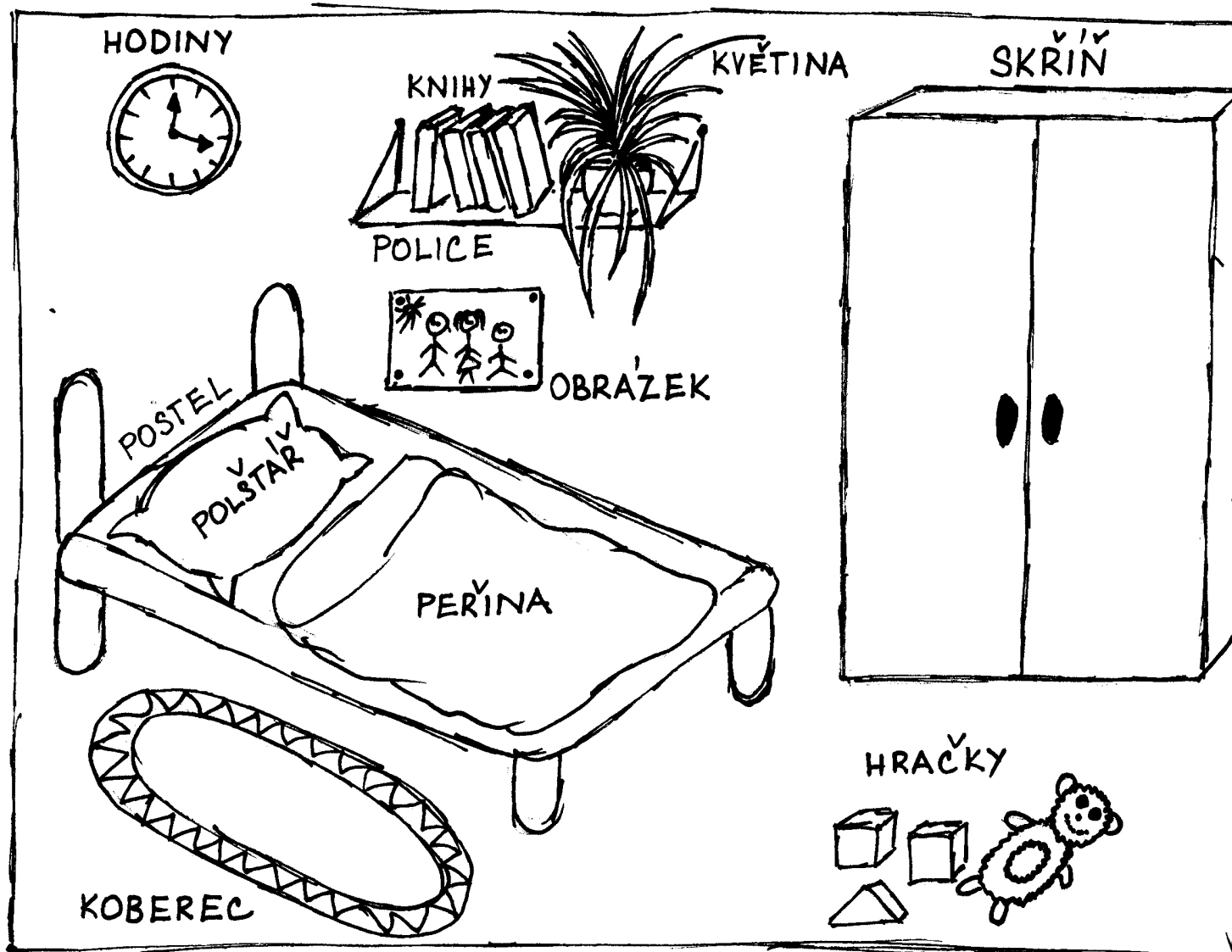
bydlíme

doma



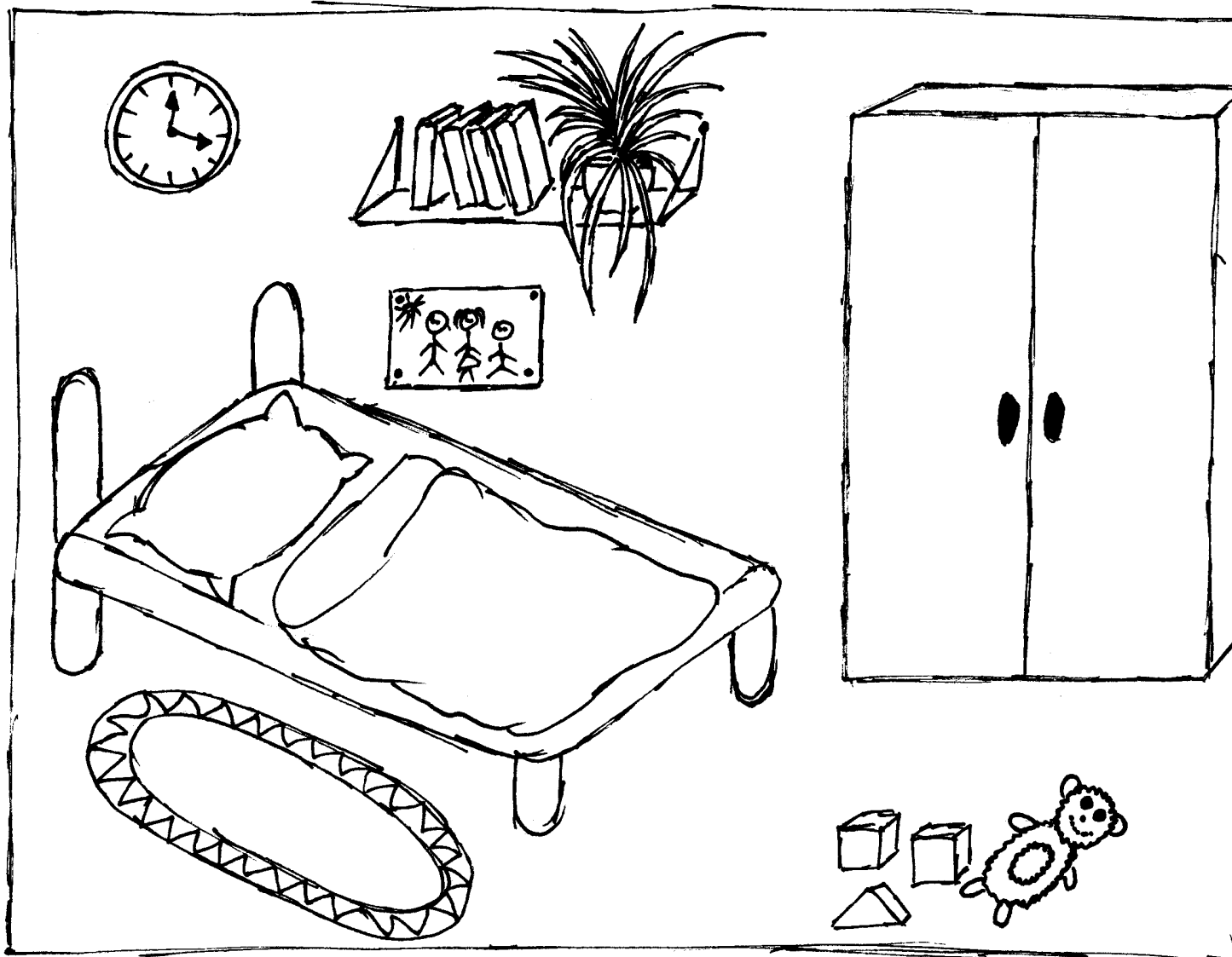


DĚTSKÝ POKOJ







DĚTSKÝ POKOJ




KOUPELNA




KUCHYŇ




KOUPELNA



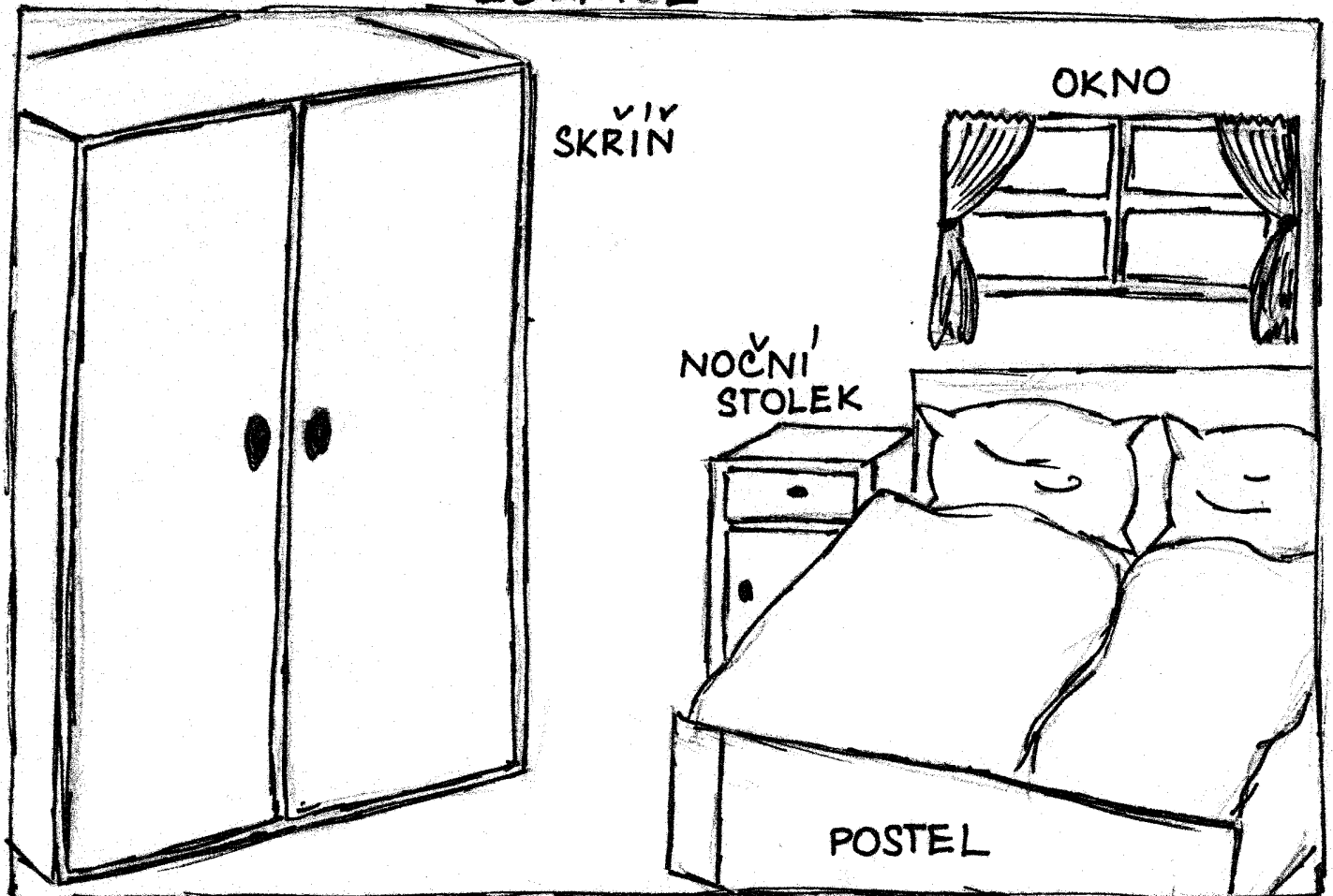
KUCHYŇ




OBYVACI POKOJ



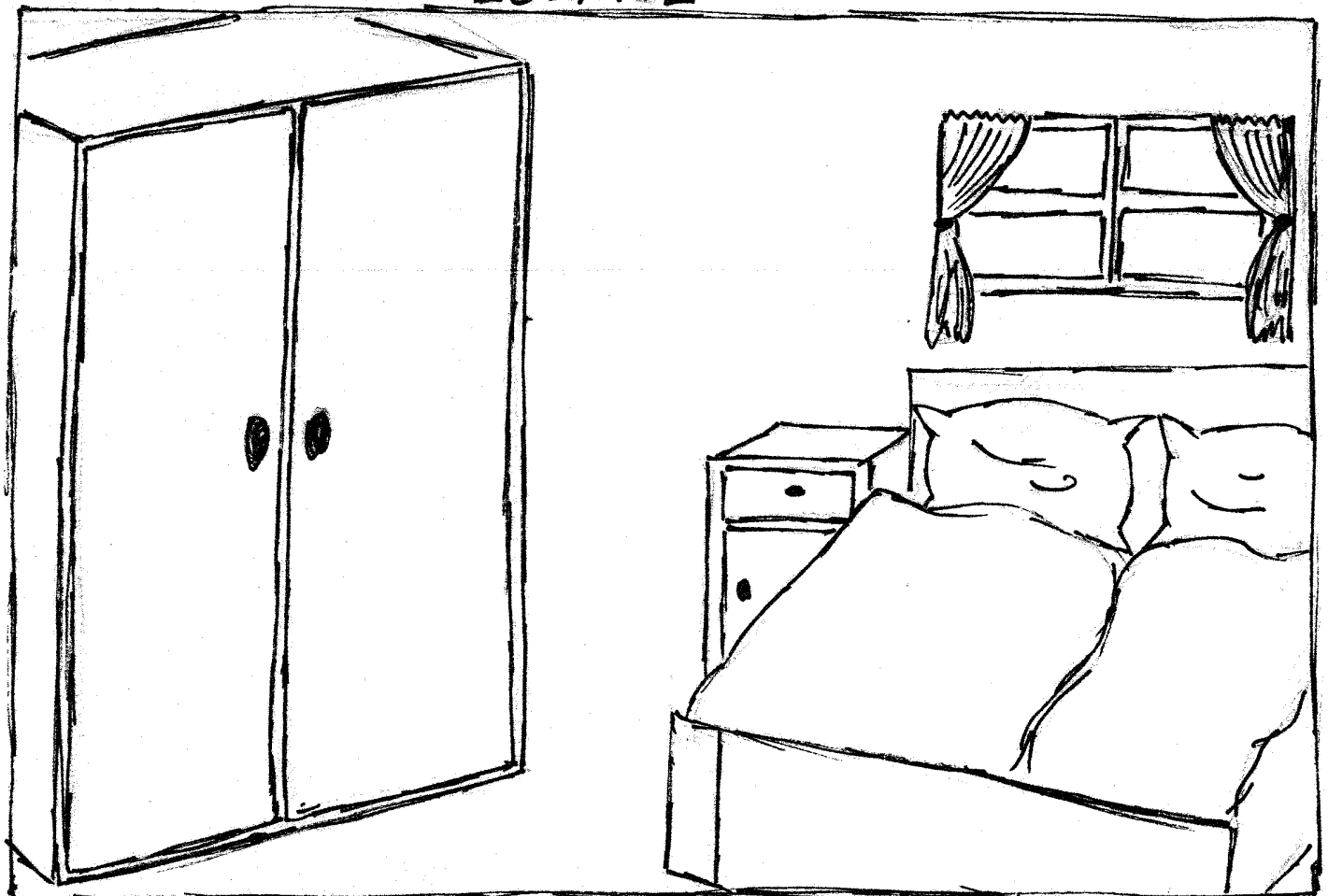
LOŽNICE



OBYVACI POKOJ




LOŽNICE







HODINY



BUDÍK



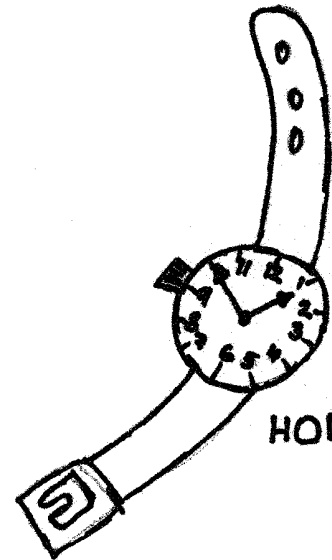
LAMPA



DOPIS




TÁŠKA



HODINKY




NIT




JEHLA


ZÁMEK



KLÍČ



TELEVIZE



TELEFON




MOBILNÍ
TELEFON




BRÝLE



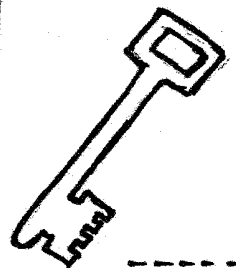


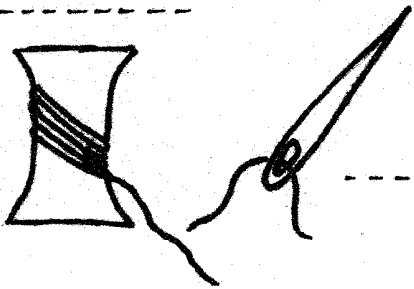
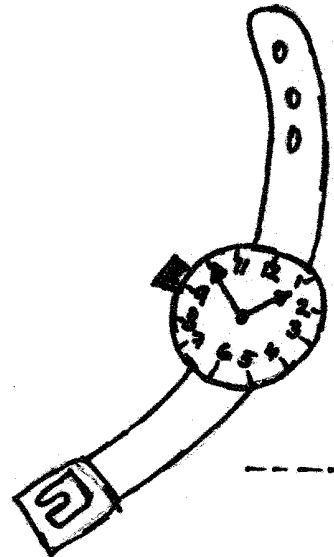


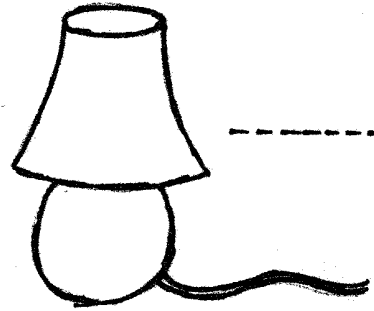
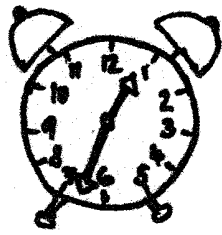
NOVINY






FOTOAPARÁT



POČÍTAČ





ZE SLABIK TVOŘ SLOVA NA OBRAZČÍCH.

bry' le do
 le te o pis
 za' fon ka
 mek di pa ny ba' l
 ho lam tas'

ČAROU SPOJ BODY PODLE ČÍSEL. CO JE NA OBRAZKU?


DOPLŇ DO VĚT NÁZVY MÍSTNOSTÍ (LOŽNICE, KUCHYŇ,
KOUPELNA, OBÝVACÍ POKOJ, DĚTSKÝ POKOJ)

1. Na televizi se díváme v
2. Zuby si čistíme v
3. Maminka vaří jídlo v
4. Hrajeme si v
5. Rodiče spí v

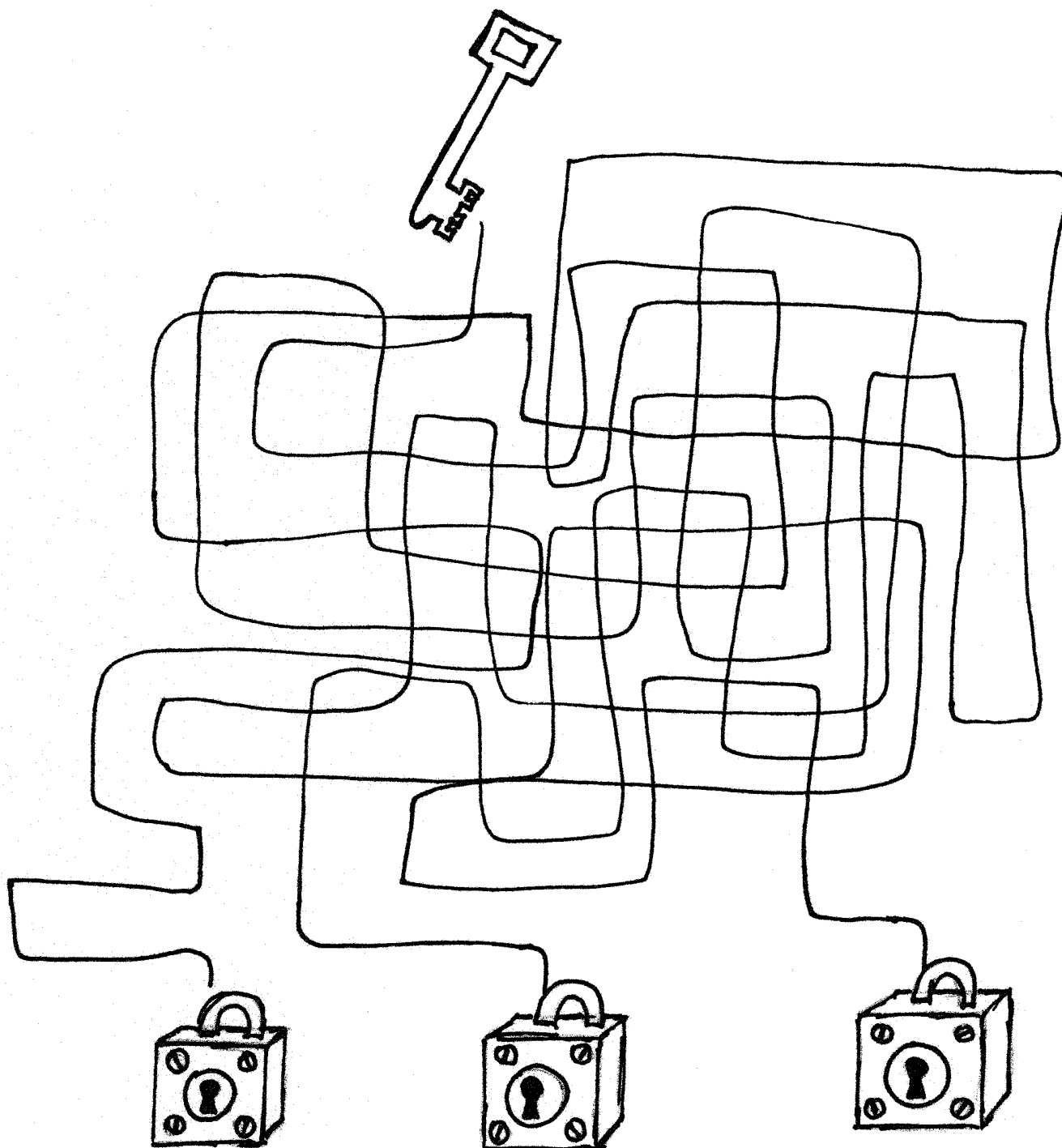
KTERÉ SLOVO DO ŘADY NEPATŘÍ?

- A) křeslo, televize, stůl, vachod, koberec
- B) hračky, postel, skříň, lednice, obrázek
- C) umyvadlo, ručník, postel, kartáček, křeben
- D) lednice, televize, hmeč, talíř, trouba
- E) postel, skříň, noční stolek, vachony, lžice

NAKRESLI OBRAZEK, KTERÝ
BY SIS POVĚSIL DO SVEHO
DĚTSKÉHO POKOJE.



DO JAKÉHO ZÁMKU PATŘÍ KLÍČ?



ZAKROUŽKUJ, CO PATŘÍ DO KOUPELNY.

MÝDLO

KARTÁČEK

TELEVIZE

TALÍŘ

UMYVADLO

STŮL

VANA
HŘEBEN

POSTEL

8.


den, měsíc

a


počasí



DEN




NOC




DNY : PONDĚLÍ ÚTERÝ STŘEDA
 ČTVRTEK PÁTEK SOBOTA
 NEDĚLE

7 DNI' = TYDEN




SLUNCE



SNÍH




MRAKY



BOURKA

BLESK



DĚŠŤ



MĚSÍC



HVĚZDY

MĚSÍCE: LEDEN ÚNOR BŘEZEN DUBEN
KVĚTEN ČERVEN ČERVENEC
SRPEN ZÁŘÍ ŘÍJEN LISTOPAD
PROSINEC

12 MĚSÍCŮ = ROK

DOPLŇ VĚTY:

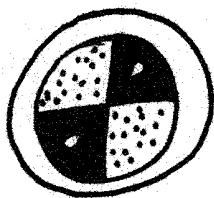
- 1) Školní rok začíná v
- 2) Vánoce slavíme v
- 3) Velikonoce slavíme v
- 4) První měsíc v roce je
- 5) Poslední měsíc v roce je
- 6) Velké letní prázdniny jsou v


9.

jíte, pijete

a vaříte

v kuchyni





SÍTKO




OTVÍRAK



SKLENICE




TALÍŘ



MISKA

HRNEK



LŽIČKA

VIDLIČKA



NŮŽ




LŽÍCE



VAREČKA

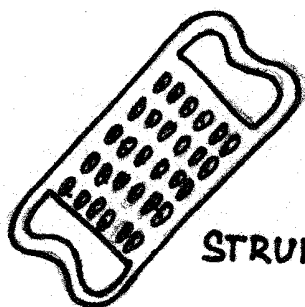



NABĚRAČKA


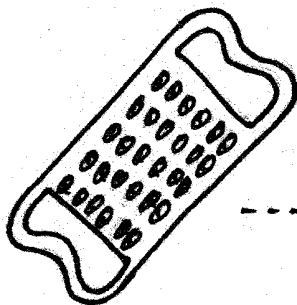
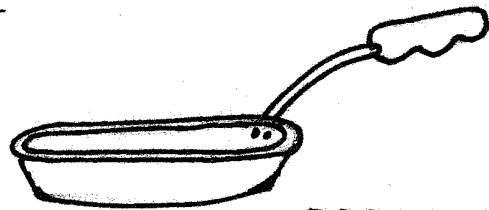

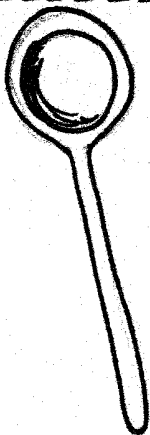
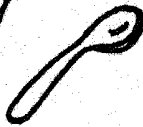


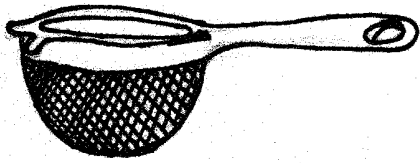


PÁNEV


HRNEC



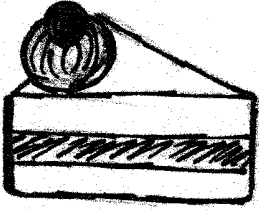
STRUHADLO




KOLAČ



BONBÓN



DORT





VAJÍČKA

ZMRZLINA





JITRNICE



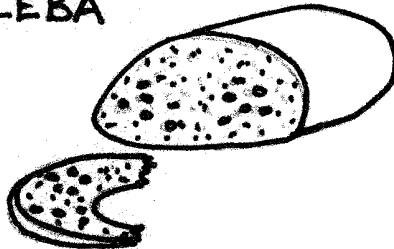
SÝR

SALÁM




ROHLÍK



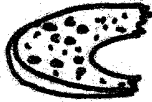
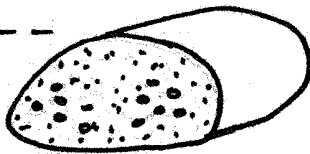



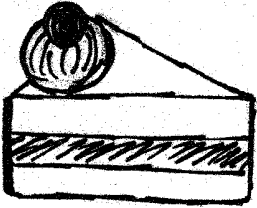


CHLEBA




BA'BOVKA



MASO




SPOJ BODY. CO JE NA OBAŽKU? DOKRESLI K OBRAŽKU TO, CO K NĚMU JEŠTĚ PATŘÍ!



ZAKROUŽKUJ, CO PATŘÍ DO KUCHYNĚ A ŠKRTNI, CO DO KUCHYNĚ NEPATŘÍ!



CO SNĚDL OTESAŇEK?



SPRÁVNĚ DOPLŇ VĚTY.

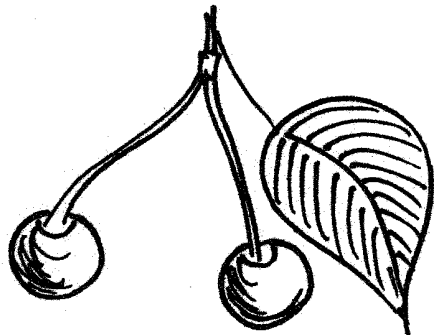
- A) Polévku jíme (vidličkou, lžící, nožem).
- B) Vodu pijeme z (sklenice, hrnce, vačičky).
- C) Ráno jíme (rohlík, smetanu, jitrnici).
- D) Jídlo jíme z (pánve, salvě, naběračky).
- E) Maso krájíme (nožem, lžičkou, vidličkou).

10.


ovoce

a


relenina




JABLKO




HRUŠKA




TŘEŠNĚ




JAHODA



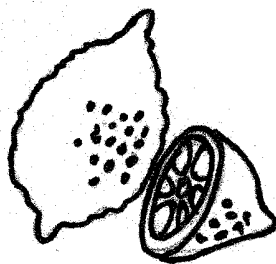
BANÁNY




RYBÍZ



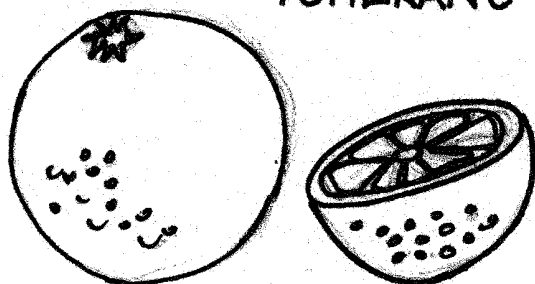
CITRÓN




ŠVESTKA


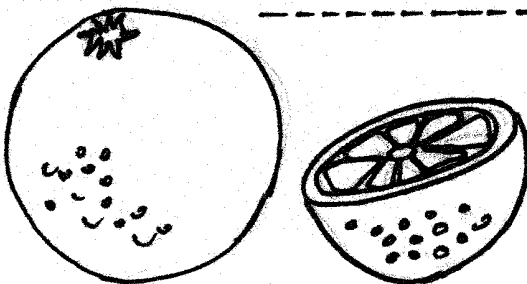

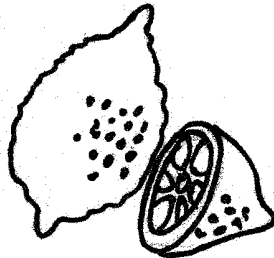

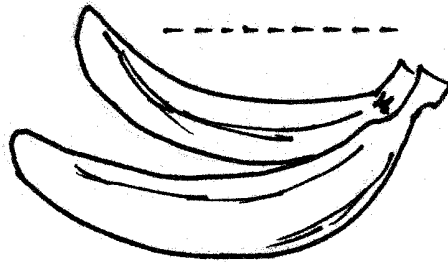


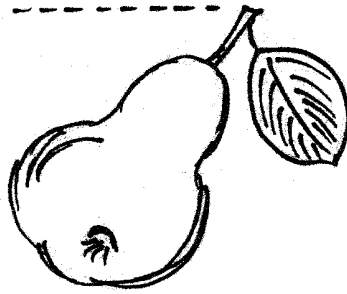




POMERANČ




ANANAS








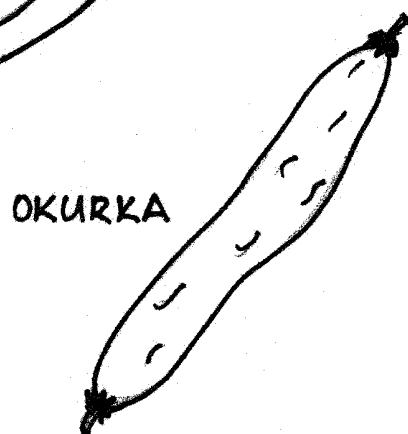
MRKEV



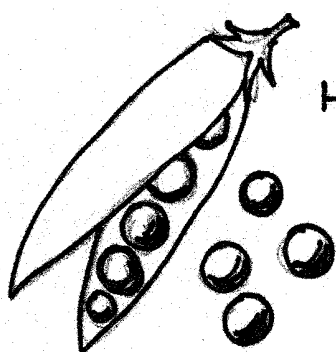
ŘEDKVIČKA




PAPRIKA




OKURKA



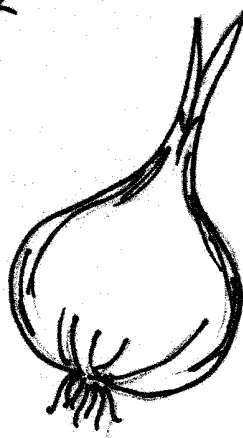
HRÁŠEK




PŮREK



RAJČE




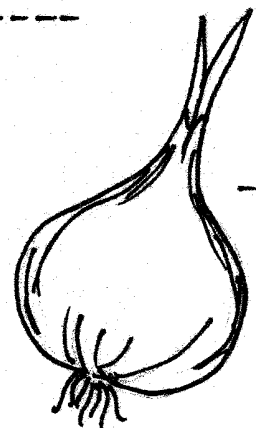


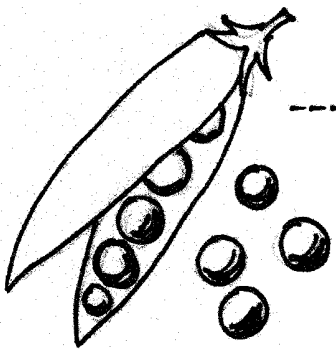
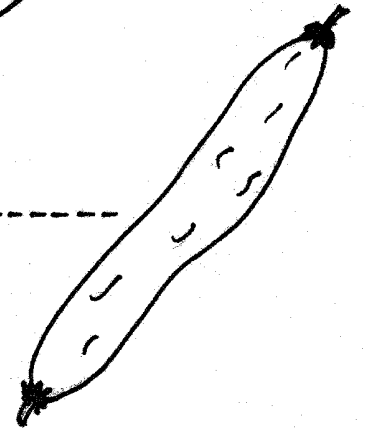
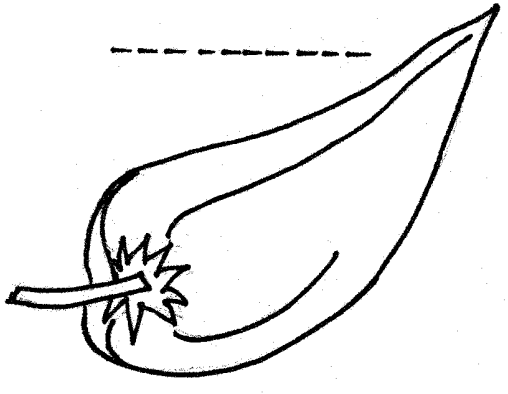


CIBULE



ČESNEK




ZELÍ



OVOCE ZAKROUŽKUJ MODŘE, ZELENINU ZELENĚ.

jablko
hruška
paprika
rajče
meloun
ananas
cibulka
okurka
melí
banán
ředkvička
pomaranč
cibule
švestka
hrášek

SPOJ BODY. CO JE NA OBRAZKU? JE TO OVOCE NEBO ZELENINA?



11.


krajeme si
s hračkami



PANENKA

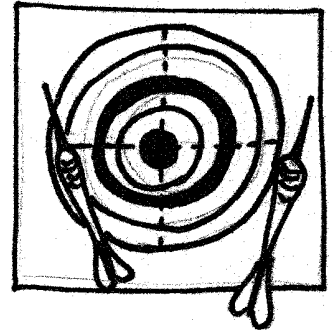


MEDVÍDEK




MÍČ


ŠÍPKY





DRAK



MEČ









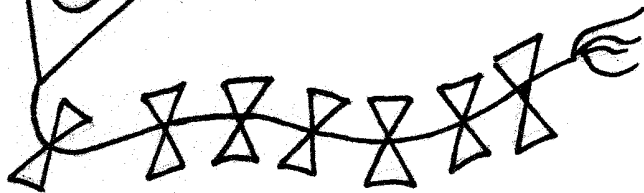

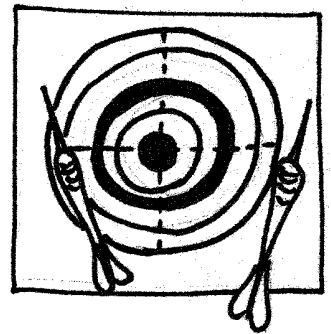
AUTO




PEXESO

KOSTKY


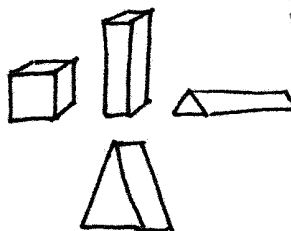




VYTVOR' PEKESO .



ZAKROUŽKUJ, S ČÍM SI MŮŽEŠ HRÁT A ŠKRTNI TO, S ČÍM SI HRÁT NEMŮŽEŠ A ŘEKNI PROČ.



DOKRESLI PANENKU A VYBARVI JI!



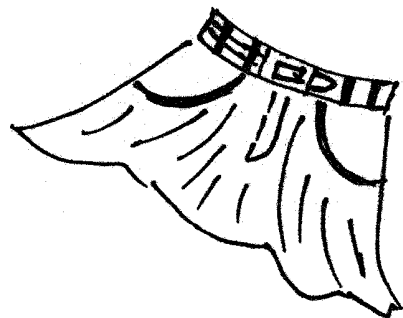
NAKRESLI, JAKÉ HRAČKY MÁŠ DOMA.

12.


oblíkáme se

a


obouváme



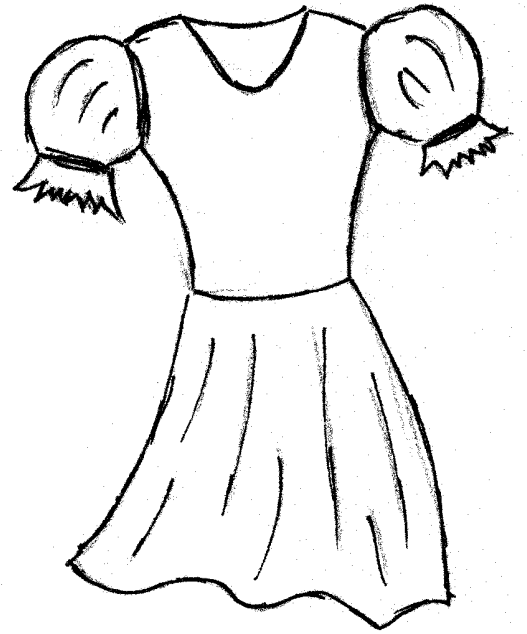
KOŠILKA




TRIČKO



ŠATY

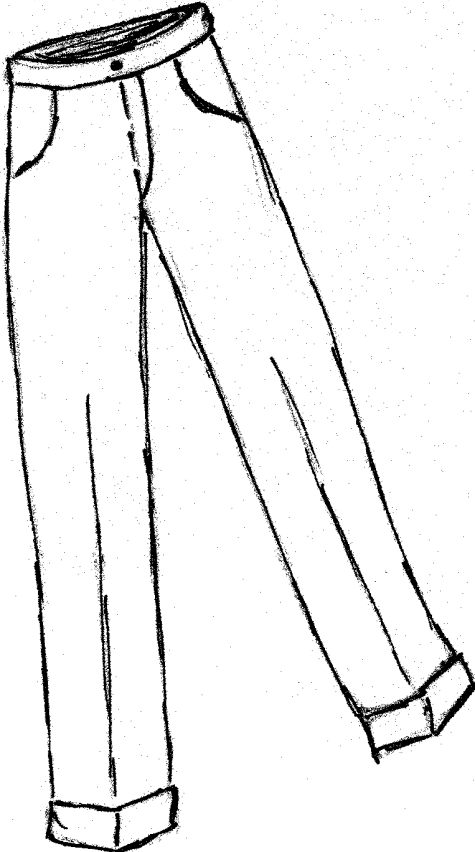


KALHOTKY




KRAČASY


KALHOTY




TEPLÁKY




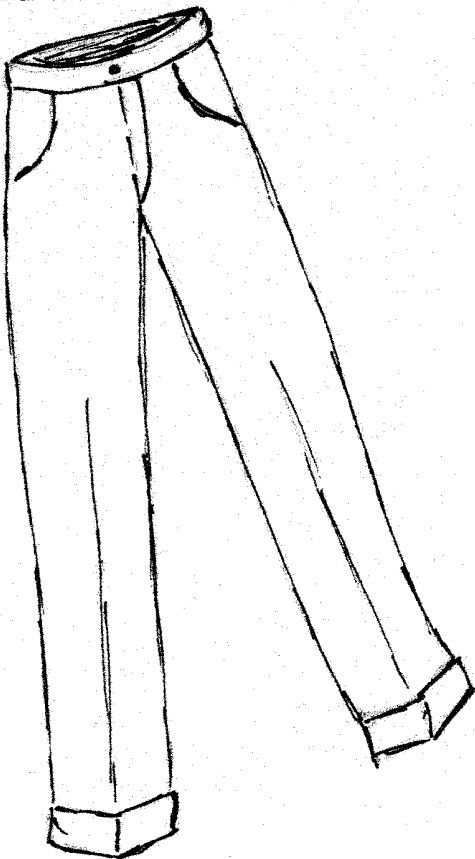
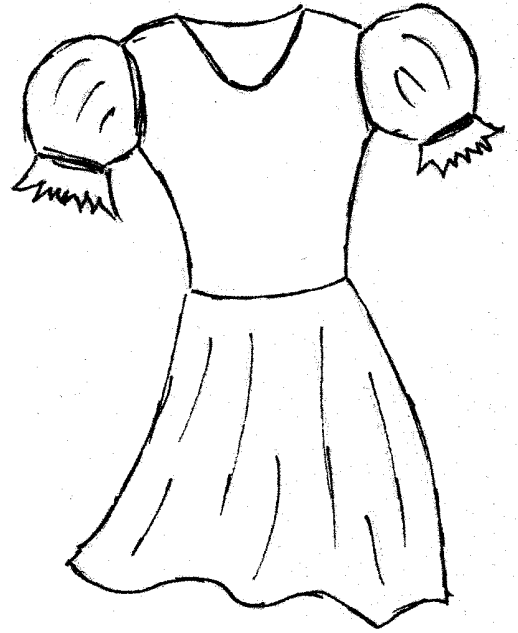





SUKNĚ



KLOBOUK





NOČNÍ
KOŠILE




KRAVATA



KOŠILE



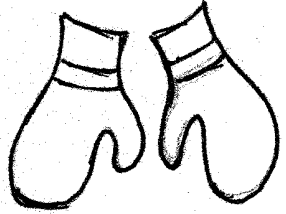
ŠÁLA



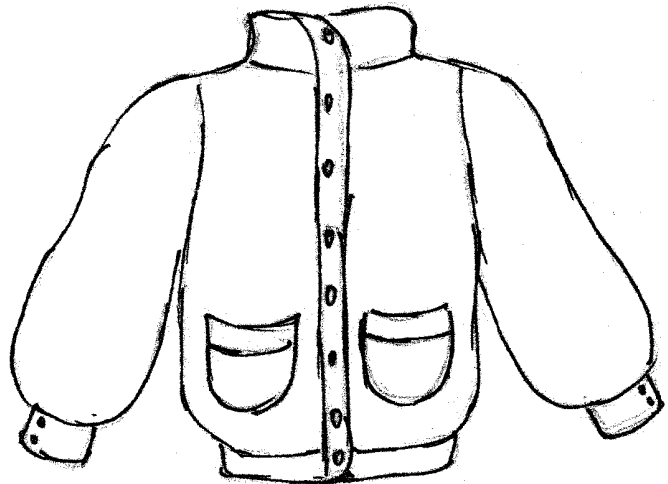
PONOŽKY



ČEPICE



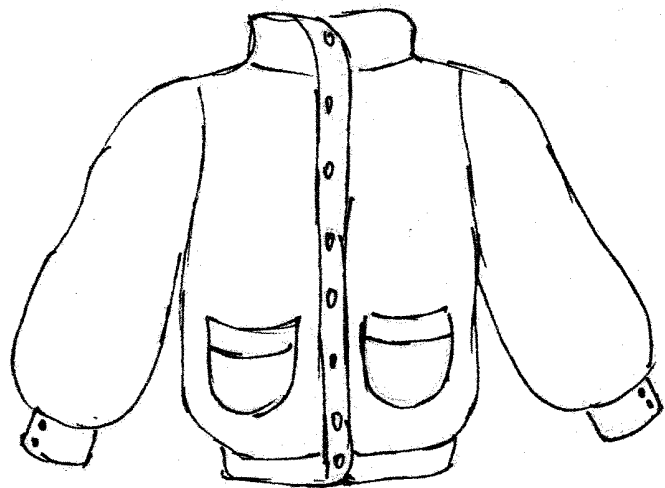


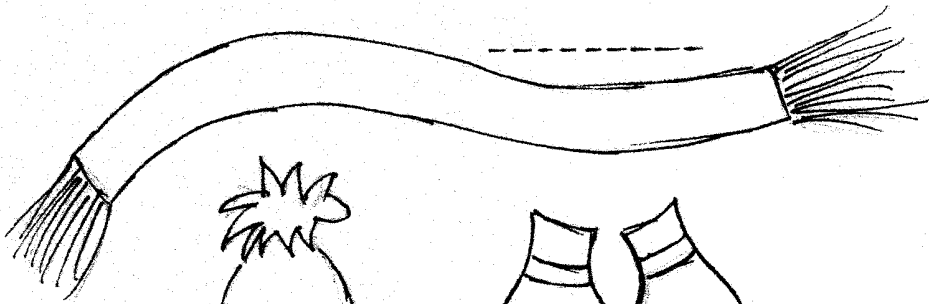


RUKAVICE



BUNDA

BOTY





DO VĚT DOPLŇ ČÁSTI OBLEČENÍ!


1. Když jdeme spát, obléčeme si _____.
2. Když jdeme cvičit (sportovat), obléčeme si _____.
3. Když svítí slunce, na hlavu si dáme _____.
4. Když je zima, obléčeme si _____.
5. Na nohy si obujeme _____.
6. Když jdeme do školy nebo do práce, obléčeme si _____.

VYBARVI OBRAZEK PODLE POKYNŮ.

1. ČERVENÁ
2. ŽLUTÁ
3. MODRÁ
4. ČERNÁ
5. ZELENÁ



NAKRESLI HOLČIČKU, KTERA BUDE MÍT NA SOBĚ MODRÉ TRIČKO, ŽLUTOU SUKNI, ČERVENOU ČEPICI (KLOBOUK) A ZELENÉ BOTY.



Z MOŽNOSTÍ VYBER SPRÁVNOU ODPOVĚď A ZAKROUŽKUJ JI.


- A) Na nohy si obléknu (tričko, kraťasy, čepici).
- B) Na ruce si vezmu (šálu, ponožky, rukavice).
- C) Na nohy si obléknu (košili, kalhoty, bundu).
- D) Na nohy si obuju (boty, špláky, košilku).
- E) Na hlavu si vezmu (sukni, šaty, klobouk).

13.



jedeme,

plujemo,

letimo




LOĎ




KOLO


AUTOBUS




LETADLO



AUTO









MOTORKA



VLAK






ROZDĚL DOPRAVNÍ PROSTŘEDKY DO TABULKY PODLE TOHO, JAK SE POHYBUJÍ.

lodě autobus
 auto
 motorka letadlo
 vlak kolo

léta	jezdí	pluje

VYBARVI OBRAZEK. CO JE NA OBRAZKU?


- 1. - modrá
- 2. - černá
- 3. - hnědá
- 4. - žlutá
- 5. - červená





14.

domáci


noviata




KOČKA



PES




SLEPICE










KOHOUT


OVCE




KACHNA









KRAVA




KRALIK




HUSA









PRASE



KUN



KOZA



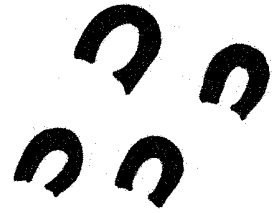

PŘÍŘAD ZVÍŘE KE STOPAM.

kuň

kachna

pes

slepice



JAKÉ ZVUKY VYDAVÁJÍ ZVÍŘATA (SPOJ ZVÍŘE SE ZVUKEM ČAROU).

KRAVA

KOZA

OVCE

PES

PRASE

KOČKA

SLEPICE

KOHOUT

bū, bū

mé, mé

ko ko da'k

beeee

chro, chro

haf, haf

m'ňau, m'ňau

kykyryky'

ZVÍŘATA, KTERA MAJÍ 2 NOHY, ZAKROUŽKUJ MODŘE A
ZVÍŘATA, KTERA MAJÍ 4 NOHY ZELENĚ.

kráva

kralík

pes

šepice

husa

pras

koza

kuř


kočka

ovce

kachna

kohout


KUDY SE KOČKA DOSTANE K MYŠI DÍŘE?




15.

nvīāta,

klera' l'ajjī







MOTÝL




VLAŠTOVKA



ČAP






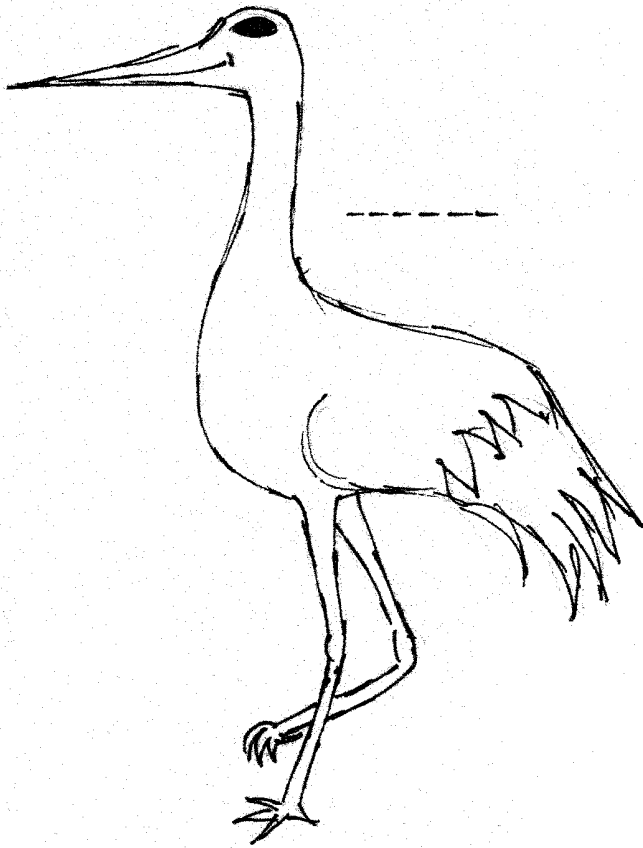


LABUŤ



SOVA




PTAK




VYBARVI OBRAZEK. CO JE NA OBRAZKU?

- | | |
|------------|----------|
| 1. černá | 4. žlutá |
| 2. červená | 5. modrá |
| 3. zelená | |



KUDY SE DOSTANE PTAČEK K HNÍZDU SE SVÝMI VAJIČKY?




16.

co žije

v přírodě







MYS^v



JEZEK^v




ŠNEK




KRTEK




VEVERKA










ZAJIČ



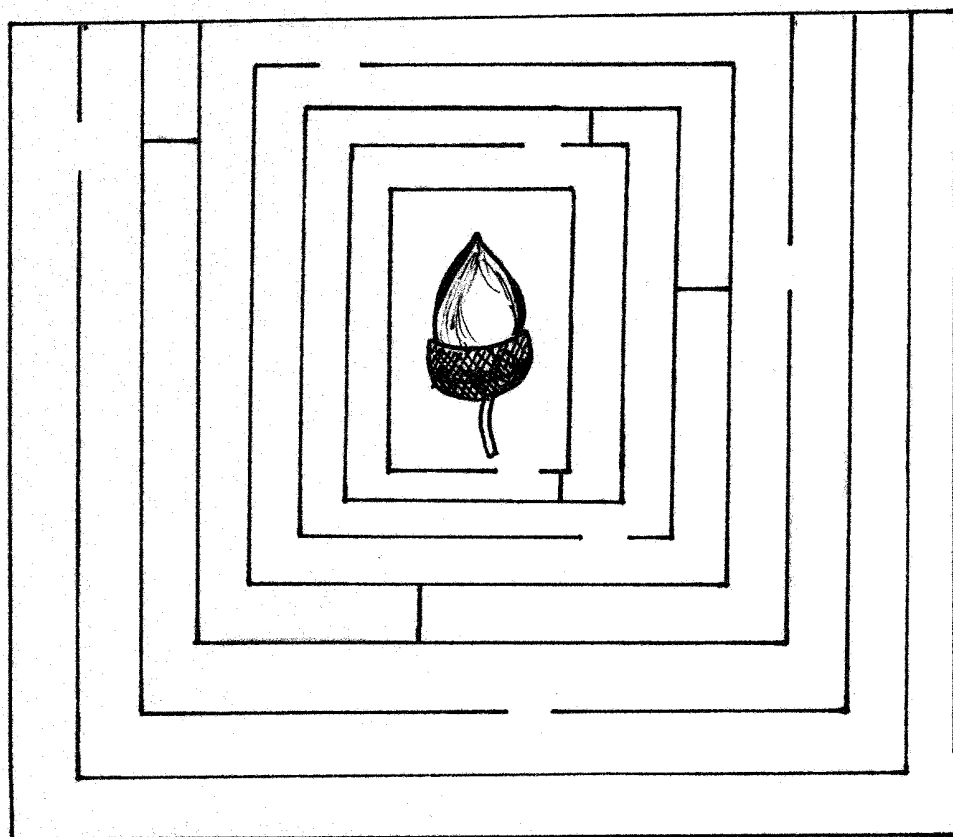
SRNA



LIŠKA^v




SPOJ BODY. CO JE NA OBRAZKU? OBRAZEK VYBARVI.



KUDY SE
VEVERKA
DOSTANE
KE SVĚMU
ORÍŠKU?



NAJDI 5 ROZDÍLŮ.




DO VĚT DOPLŇ SPRÁVNĀ ZVÍŘATA.

- A) Žvíčě, které má ostré ostny a píchá, je
- B) Žvíčě, které žije na stromech a nejraději má oříšky, se jmenuje
- C) Žvíčě, které žije v kemi a skoro nevidí se jmenuje
- D) Žvíčě, které je hodně podobné králíkovi se jmenuje

17.

co řije


ve vodě




ŽABA



DELFIN




KAPR




MORŠKY
KONÍK



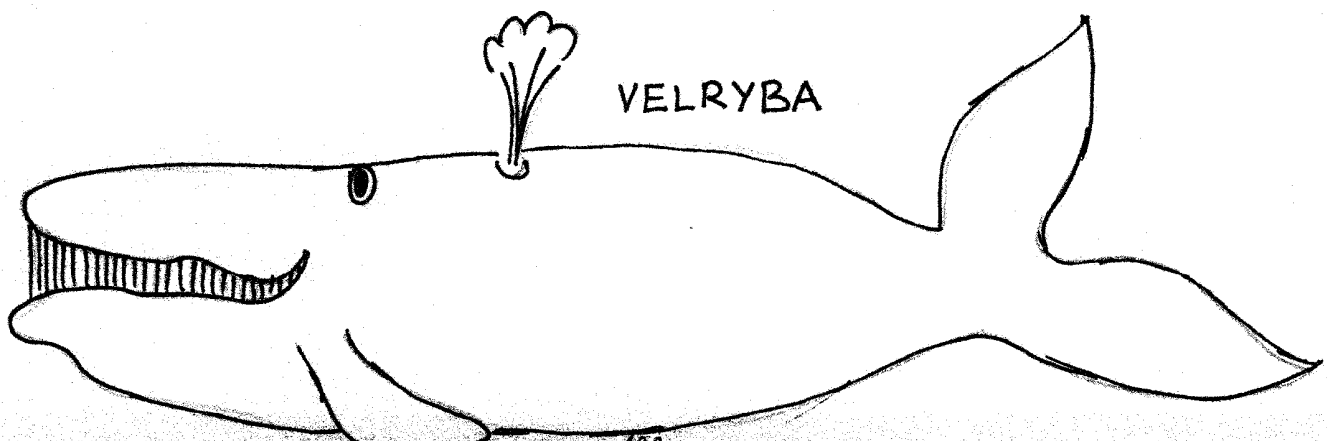
ŽRALOK

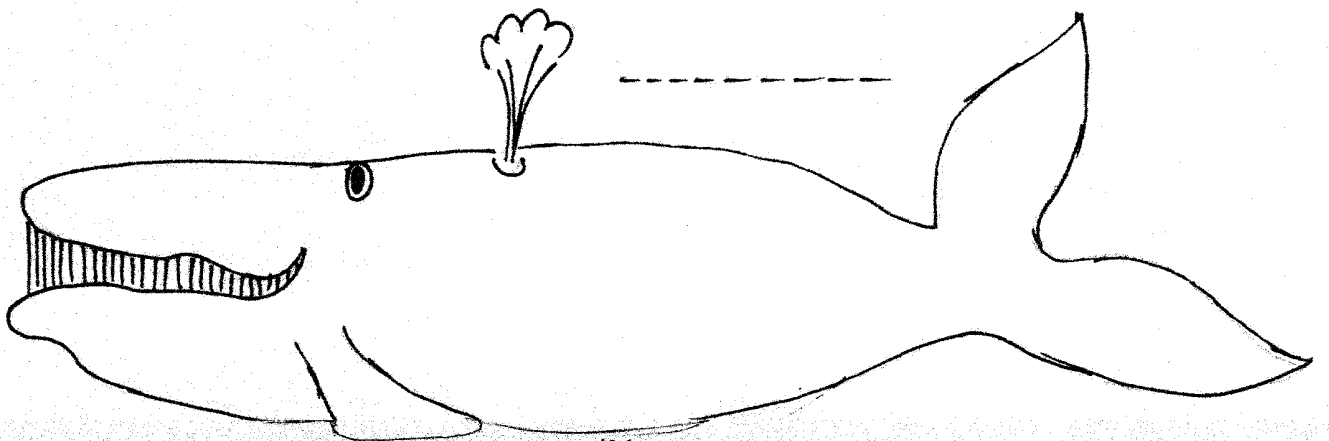

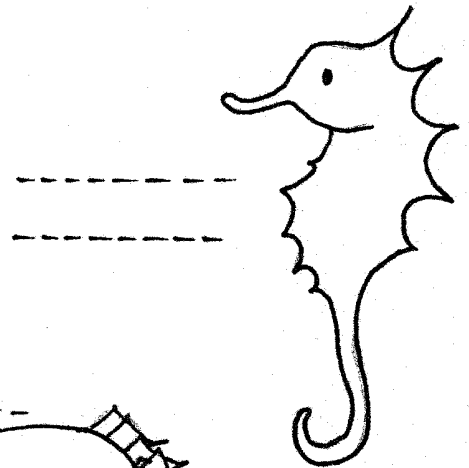

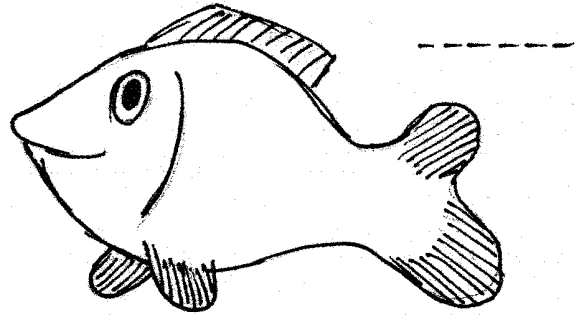




KRAB




VELRYBA





KTERÉ 2 RYBY JSOU STEJNÉ?



ODPOVĚZ NA OTÁZKY.

Co dělá ryba? (skáče, běhá, létá, plave)

Kde žije ryba? (ve vzduchu, ve vodě, na zemi)


Ryba má... (nohy, křídla, ploutve)

Ryba má na těle... (šupiny, peří, srst)


18.

novičala

ne ZOO




HAD




OPICE



SLON



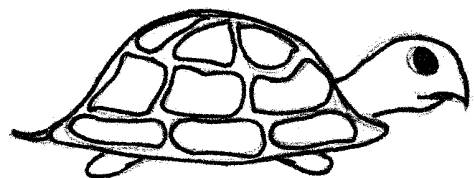
KLOKAN

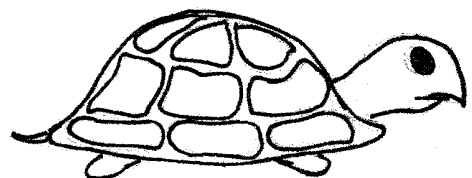






LEV




ŽELVA






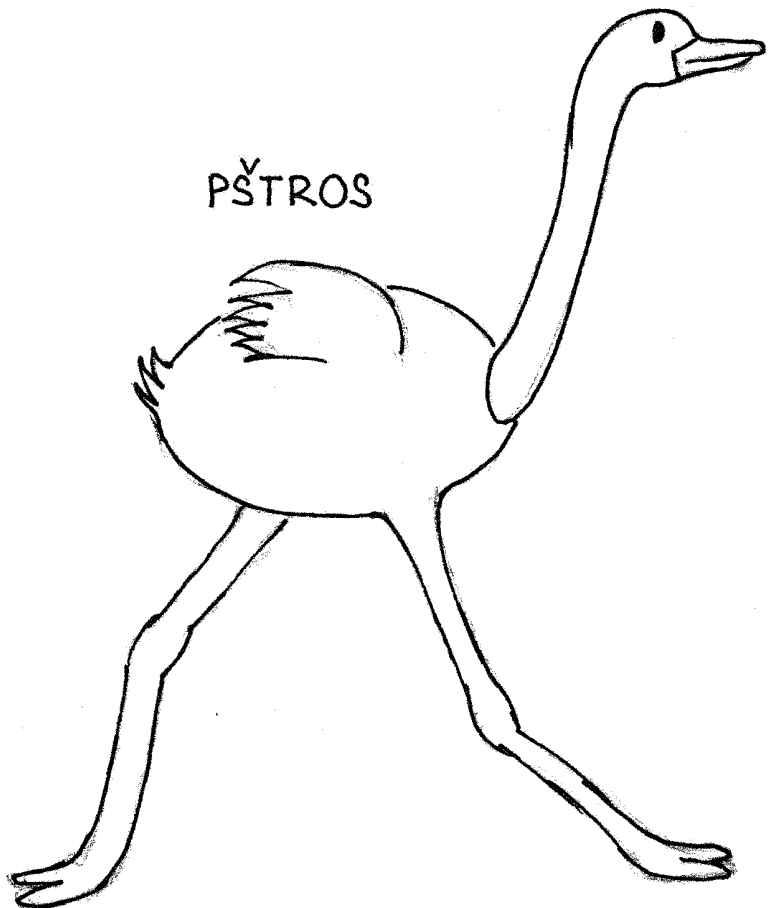
VELBLOUD




NETOPÝR



PŠTROS

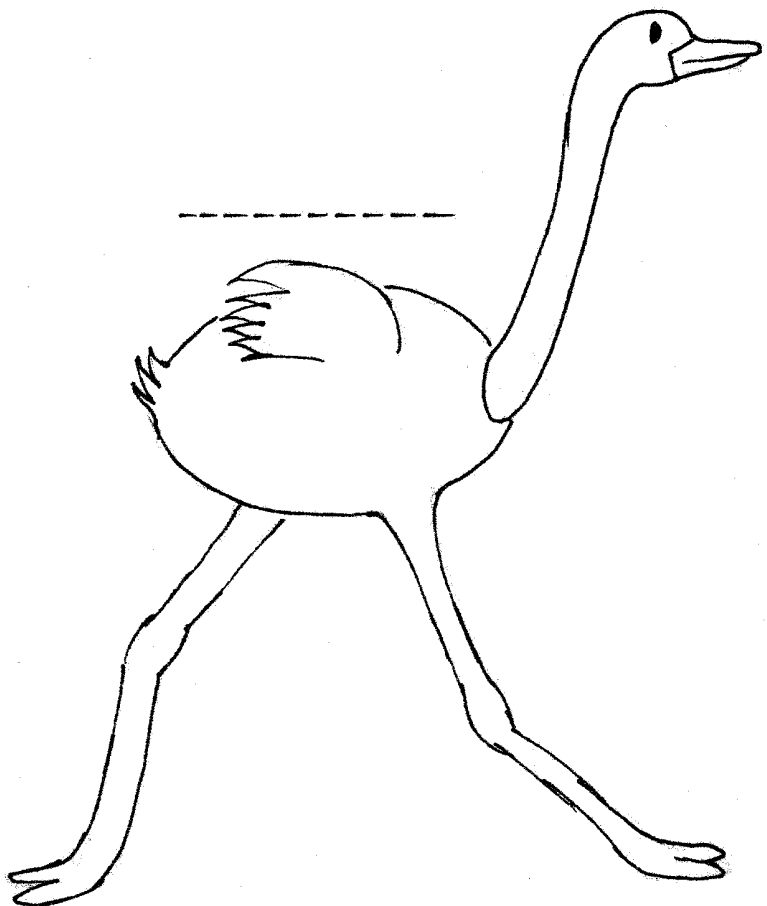





TUČŇÁK



KROKODÝL









HROCH





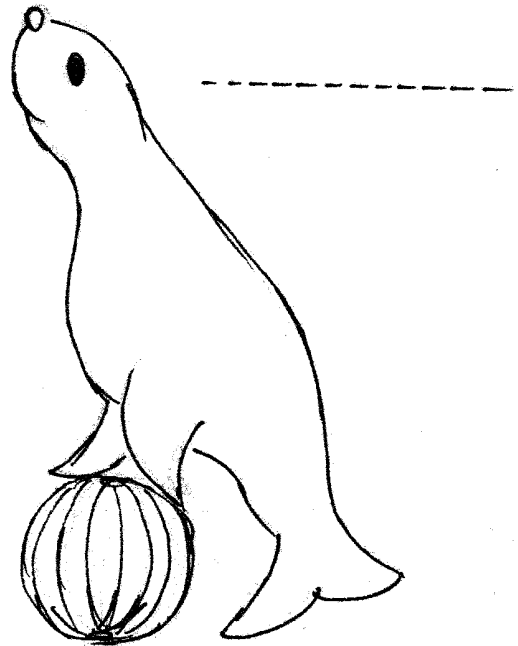

LACHTAN



MEDVĚD



TYGR





SPOJ VĚTY SE ZVÍŘATY.

1. Pláče se a syčí.
2. Je chlupatá a nejradyji má banány.
3. Je velký a má dlouhý chobot.
4. Má kolem hlavy velkou křívu.
5. Pomalu leze a má tvrdý krunýč.
6. Má dlouhé nohy a rychle běhá.
7. Má hodně ostrých zubů a žije ve vodě.
8. Má dva hrby a žije na poušti.


krokodýl
slon
pštros
lev
had
opice
želva
velbloud


KUDY SE DOSTANE OPICE K BANÁNŮM?



19.

rosling






STROM

KERŮ


KVĚTINA




TULIPÁN



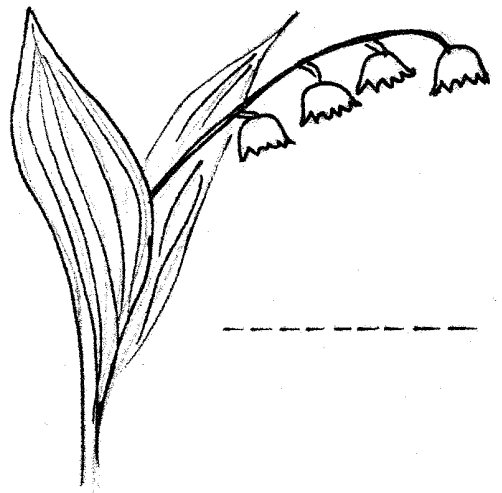



RUŽE



PAMPELIŠKA



KONVALINKA

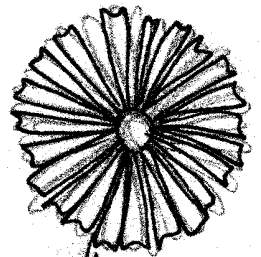





NARCIS



VÍŠÍPEK



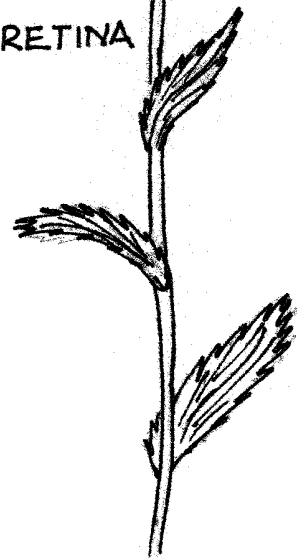
KOPRETINA

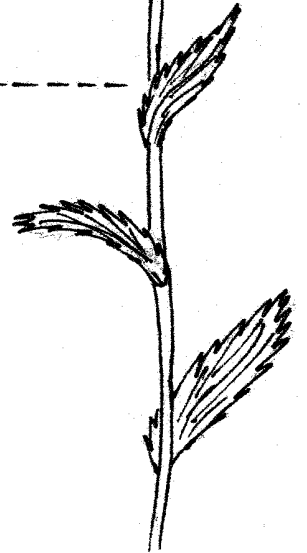

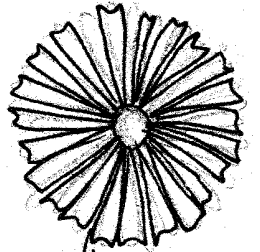




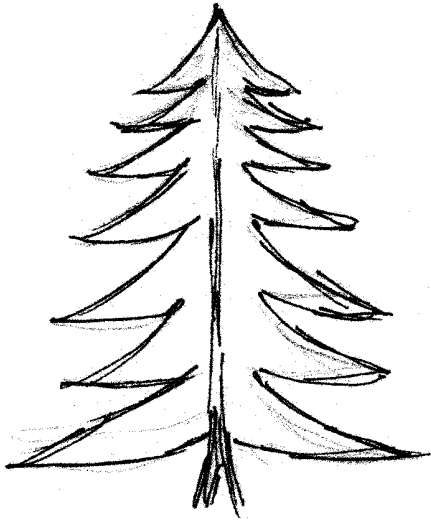
KOPŘIVA



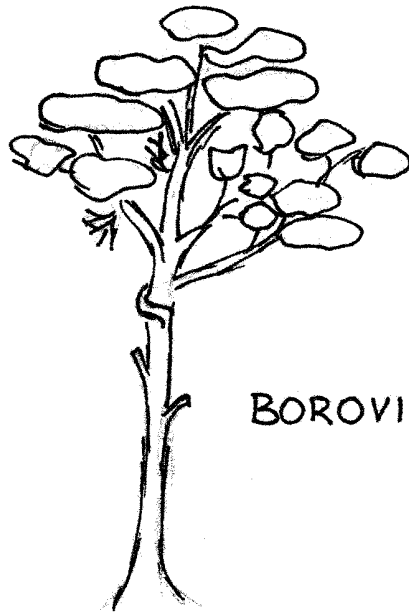
SLUNEČNICE








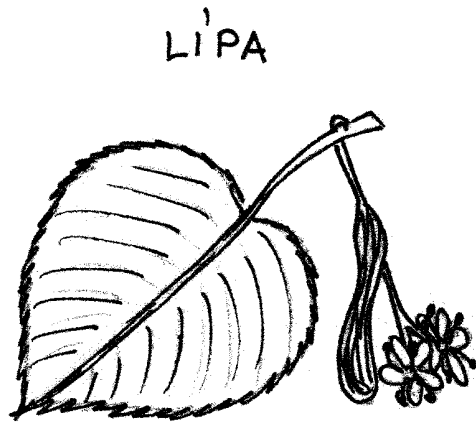
SMRK



BOROVICE



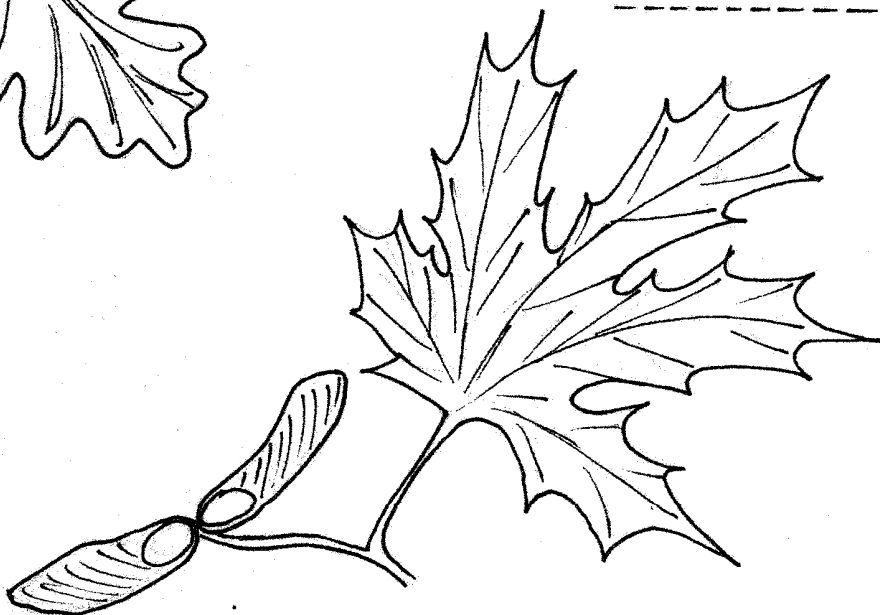


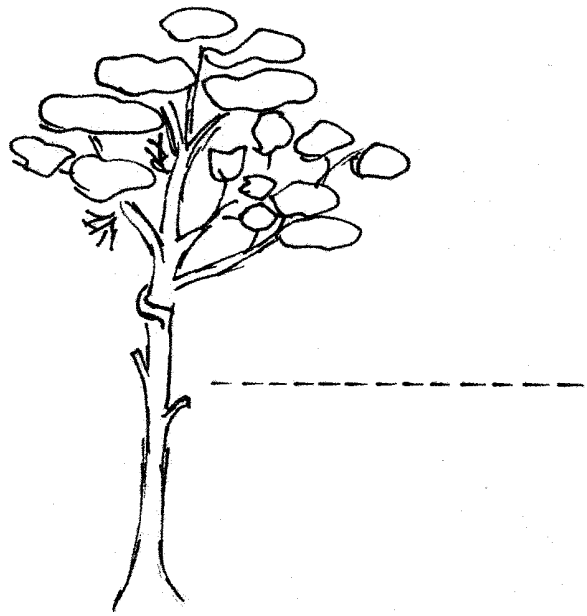
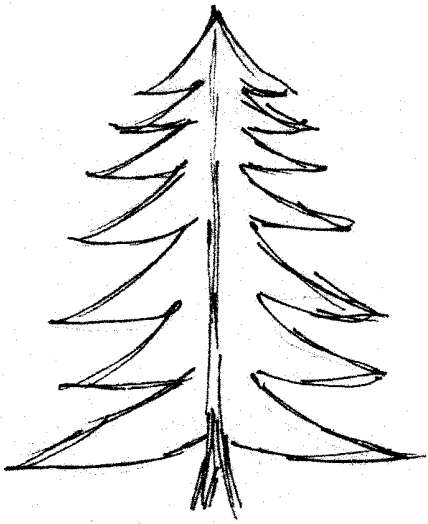
DUB



LÍPA




JAVOR



VYBARVI OBRAZEK. CO JE NA OBRAZKU?

- Δ zelená ○ hnědá
 □ červená □ žlutá



ROZDĚL TYTO ROSTLINY NA STROMY, KEŘE A KVĚTINY A VEPISŤ JE DO TABULKY.

strom	keř	květina

tulipán růže
 lípa pampeliška
 smek šněk
 borovice slunečnice kopretina smek kopřiva javor
 dub

20.

roční období

a

spolky



ROČNÍ OBDOBÍ:

JARO

březen
duben
květen

LÉTO



červen
červenec
srpen



PODZIM

září
říjen
listopad

ZIMA

prosinec
leden
únor





ROČNÍ OBDOBÍ:

JARO

březen
duben
květen

LÉTO



červen
červenec
srpen


PODZIM

září
říjen
listopad


ZIMA

prosinec
leden
únor






V JAKÉM ROČNÍM OBDOBÍ NOSÍME TOTO OBLEČENÍ?




DOKRESLI A VYBARI VELIKONOČNÍ VAJÍČKO A VÁNOČNÍ STROMEČEK.



DO VĚT DOPLŇ ROČNÍ OBDOBÍ.

1. Koupeme se v
2. Lyžujeme v
3. Velikonoce slavíme na
4. Houby sbíráme na
5. Draka pouštíme, na
6. Sněhuláka slavíme v
7. Vánoce slavíme v
8. Tenis hraje v
9. Na bruslích jezdíme v
10. Listí ze stromů opadá na
11. Sníh leje na
12. Sníží v


KTERÉ 2 ČEPICE JSOU STEJNÉ ?




21.

pracujeme

s nářadím



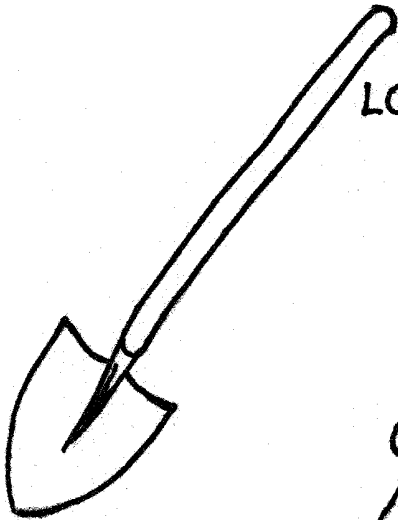
PILA



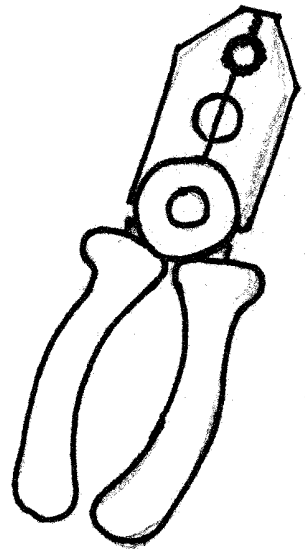
ŠROUBOVÁK



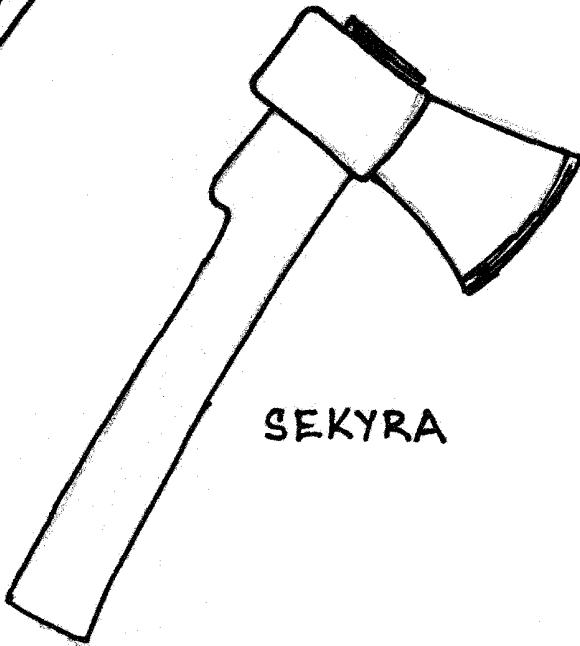
LOPATA



KLEŠTĚ



SEKYRA




NOŽ



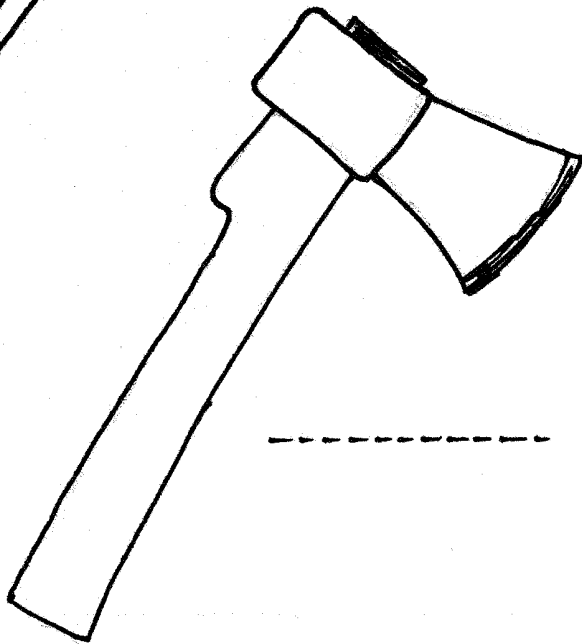
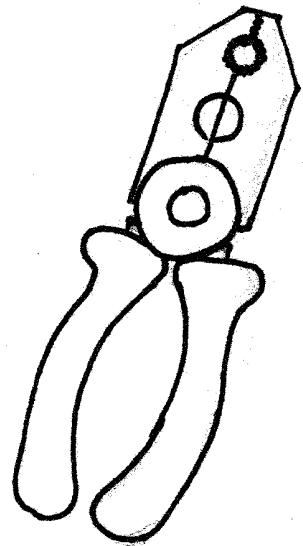


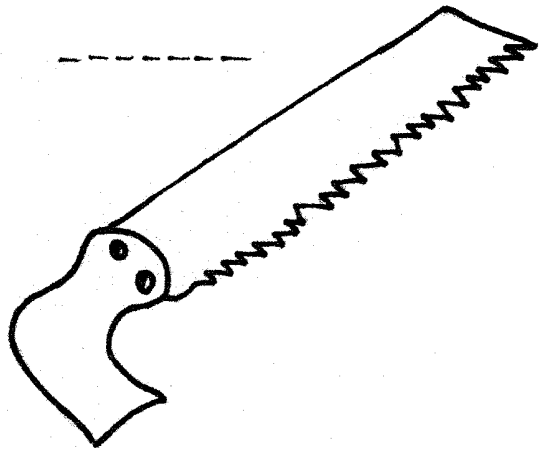


KLADIVO

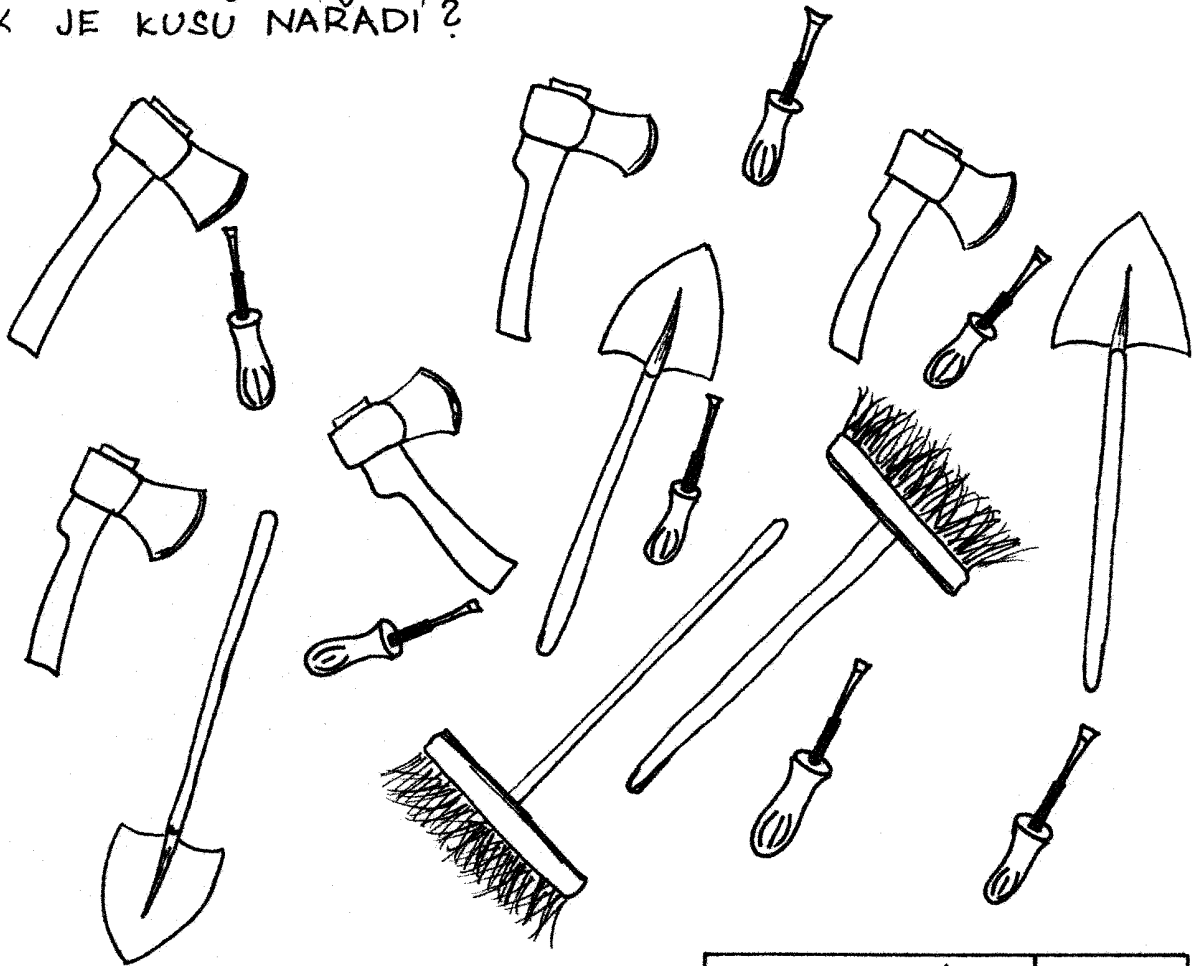


KOŠTĚ





KOLIK JE KUSŮ NAŘADÍ?



šroubováky	
koště	
lopaty	
sekyry	

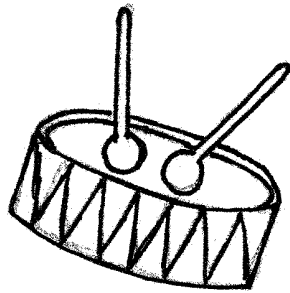
SPOJ NAŘADÍ S ČINNOSTÍ, KTEROU DĚLÁ.

- šroubovák
- koště
- kladivo
- sekyra
- pila
- nůž


seká
 piluje
 kře
 šroubuje
 kamešá
 sluče

22.

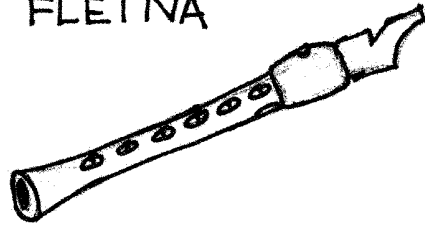
kudelnbní
nástroje




PIŠTALA



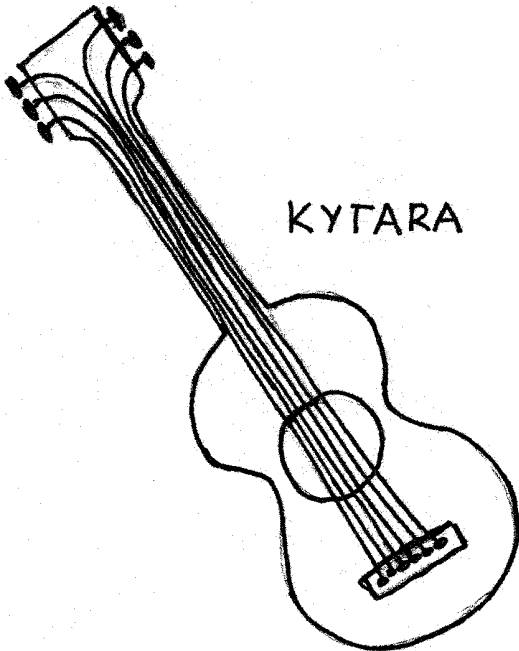
FLETNA




TRUMPETA




KYTARA




BUBEN




HARMONIKA



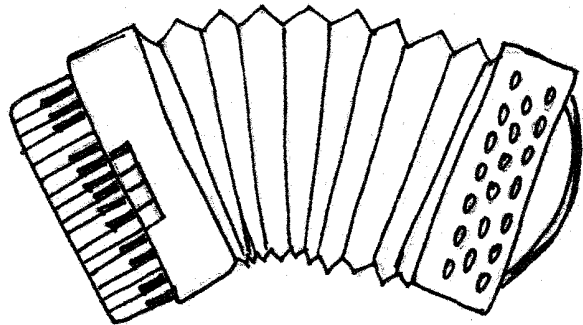
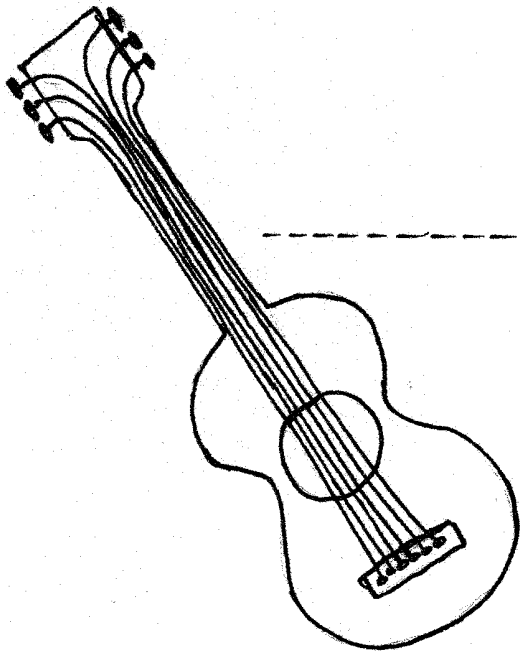

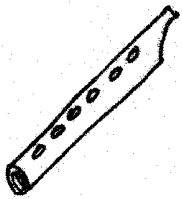
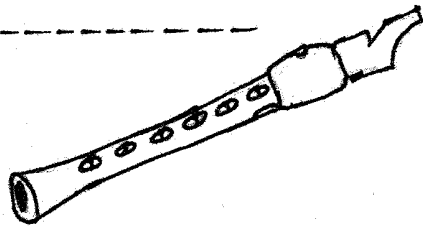
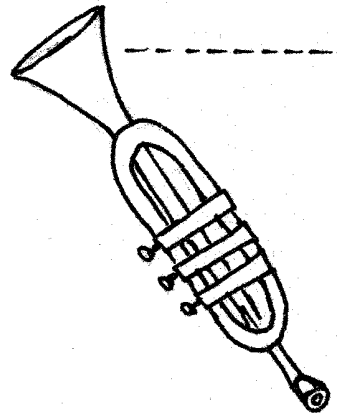


KLAVIR




HOUSLE





DOKRESLI OBAŽEK A VYBARVI HO. CO JE NA OBRAZKU?



CO MAJI SPOLEČNÉHO TYTO HUDEBNÍ NÁSTROJE?

kytara - housle

klavír - harmonika

flétna - trubeta

HRAJEŠ NA NĚJAKÝ HUDEBNÍ NÁSTROJ? POKUD ANO, NA JAKÝ?